

IPEDS 2025-26 Data Collection System

IPEDS HELP DESK (877) 225-2568 | ipedshelp@rti.org
OMB NO. 1850-0582 v.33 : Approval Expires 8/31/2027
User ID: P1292151

12-month Enrollment 2025-26

Institution: Eastern Connecticut State University (129215)

User ID: P1292151

Overview

12-month Enrollment Overview

The 12-month Enrollment survey component collects unduplicated student enrollment counts and instructional activity data for an entire 12-month period. Using the instructional activity data reported, a full-time equivalent (FTE) student enrollment at the undergraduate and graduate level is estimated (4-year institutions only). Institutions with Doctor's - professional practice students will also report the FTE enrollment of those students (4-year institutions only). NCES uses the FTE enrollment to produce indicators such as expenses by function per FTE as reported in the IPEDS Data Feedback Report.

Data Reporting Reminder:

- All institutions must use the July 1 - June 30 reporting period.
- Report data to accurately reflect the time period corresponding with the IPEDS survey component, even if such reporting is seemingly inconsistent with prior-year reporting.

Changes in reporting

The following changes were implemented for the 2025-26 data collection period:

- Removed question collecting student headcounts of Another Gender.
- Revised "gender" to "sex" where applicable. Revised "men" to "male" and "women" to "female" where applicable.

Resources:

- To download the survey materials for this component: [Survey Materials](#)
- To access your prior year data submission for this component: [Reported Data](#)

If you have questions about completing this survey, please contact the IPEDS Help Desk at 1-877-225-2568.


Institution: Eastern Connecticut State University (129215)

User ID: P1292151

12-month Enrollment Screening Questions

1. Which instructional activity units will you use to report undergraduate instructional activity?

- Undergraduate instructional activity data in Part B may be reported in units of clock hours or credit hours.
 - Please note that any graduate level instructional activity must be reported in credit hours. (4-year institutions only)
- Clock hours
- Credit hours
- Both clock and credit hours (some undergraduate programs measured in clock hours and some measured in credit hours)

 You may use the box below to provide additional context for the data you have reported above. Context notes will be posted on the College Navigator website. Therefore, you should write all context notes using proper grammar (e.g., complete sentences with punctuation) and common language that can be easily understood by students and parents (e.g., spell out acronyms).

2. Did your institution enroll high school students in college courses for credit during the 12-month Enrollment (E12) reporting period of July 1, 2024 - June 30, 2025?

If you answer Yes to this question, you will be able to report the unduplicated count of high school students enrolled in college courses for credit on Part C of the 12-month Enrollment (E12) survey component.

- Yes.
- Within a dual enrollment program.
- Outside a dual enrollment program.
- No

Note:

Within a dual enrollment program is defined as within an organized system with special guidelines that allows high school students to take college-level courses. The guidelines might have to do with entrance or eligibility requirements, funding, limits on course taking, etc.

Outside a dual enrollment program is defined as high school students who simply enroll in credit courses through your institution, and are treated as regularly enrolled college students.

Institution: Eastern Connecticut State University (129215)

User ID: P1292151

Part A - Unduplicated Count for Full-time Undergraduate Students

12-month Unduplicated Count by Race/Ethnicity and Sex - Full-time Undergraduate Students

July 1, 2024 – June 30, 2025

Reporting Reminders:

- The 12-month unduplicated count must be equal or greater than the corresponding prior year fall enrollment.
- Report Hispanic/Latino individuals of any race as Hispanic/Latino
- Report race for non-Hispanic/Latino individuals only
- Even though Teacher Preparation certificate programs may require a bachelor's degree for admission, they are considered subbaccalaureate undergraduate programs, and students in these programs are undergraduate students.

Male

Students enrolled for <u>credit</u>	Degree/certificate-seeking				Non-degree/ non-certificate-seeking	Total, Full-time undergraduate students
	First-time	Transfer-in	Continuing/Returning	Total degree/certificate-seeking		
U.S. Nonresident	0	0	4	4	0	4
Hispanic/Latino	60	20	107	187	1	188
American Indian or Alaska Native	1	0	0	1	0	1
Asian	7	5	23	35	0	35
Black or African American	26	13	78	117	0	117
Native Hawaiian or Other Pacific Islander	0	0	1	1	0	1
White	178	103	616	897	0	897
Two or more races	0	6	33	39	0	39
Race and ethnicity unknown	37	7	52	96	1	97
Total male	309	154	914	1,377	2	1,379
Total male prior year	257	147	958	1,362	0	1,362

Female

Students enrolled for <u>credit</u>	Degree/certificate-seeking				Non-degree/ non-certificate-seeking	Total, Full-time undergraduate students
	First-time	Transfer-in	Continuing/Returning	Total degree/certificate-seeking		
U.S. Nonresident	0	0	5	5	0	5
Hispanic/Latino	105	24	185	314	1	315
American Indian or Alaska Native	2	0	0	2	0	2
Asian	7	5	23	35	1	36
Black or African American	63	14	107	184	0	184
Native Hawaiian or Other Pacific Islander	0	1	0	1	0	1
White	278	142	843	1,263	3	1,266
Two or more races	3	5	50	58	1	59
Race and ethnicity unknown	51	8	80	139	0	139
Total female	509	199	1,293	2,001	6	2,007
Total female prior year	363	184	1,388	1,935	5	1,940

Grand total (2024-25)	818	353	2,207	3,378	8	3,386
Prior year data:						
Grand total (male+female) prior year	620	331	2,346	3,297	5	3,302
Total Full-time undergraduate enrollment Fall 2024						
NOTE: Grand total (2024-25) calculated above is expected to be greater than total Full-time undergraduate enrollment Fall 2024.	804	259	2,199	3,262	6	3,268

Institution: Eastern Connecticut State University (129215)

User ID: P1292151

Part A - Unduplicated Count for Part-time Undergraduate Students

12-month Unduplicated Count by Race/Ethnicity and Sex - Part-time Undergraduate Students

July 1, 2024 – June 30, 2025

Reporting Reminders:

- The 12-month unduplicated count must be equal or greater than the corresponding prior year fall enrollment.
- Report Hispanic/Latino individuals of any race as Hispanic/Latino
- Report race for non-Hispanic/Latino individuals only
- Even though Teacher Preparation certificate programs may require a bachelor's degree for admission, they are considered subbaccalaureate undergraduate programs, and students in these programs are undergraduate students.

Male

Students enrolled for <u>credit</u>	Degree/certificate-seeking				Non-degree/ non-certificate-seeking	Total, Part-time undergraduate students
	First-time	Transfer-in	Continuing/Returning	Total degree/certificate-seeking		
U.S. Nonresident	0	0	0	0	0	0
Hispanic/Latino	0	3	9	12	44	56
American Indian or Alaska Native	0	0	1	1	4	5
Asian	0	0	5	5	37	42
Black or African American	0	2	12	14	20	34
Native Hawaiian or Other Pacific Islander	0	0	0	0	2	2
White	0	5	54	59	231	290
Two or more races	0	2	7	9	2	11
Race and ethnicity unknown	1	1	0	2	18	20
Total male	1	13	88	102	358	460
Total male prior year	1	15	99	115	227	342

Female

Students enrolled for <u>credit</u>	Degree/certificate-seeking				Non-degree/ non-certificate-seeking	Total, Part-time undergraduate students
	First-time	Transfer-in	Continuing/Returning	Total degree/certificate-seeking		
U.S. Nonresident	0	0	0	0	0	0
Hispanic/Latino	0	4	17	21	66	87
American Indian or Alaska Native	0	0	0	0	3	3
Asian	0	0	5	5	47	52
Black or African American	0	0	11	11	33	44
Native Hawaiian or Other Pacific Islander	0	0	0	0	1	1
White	2	11	64	77	328	405
Two or more races	1	0	4	5	0	5
Race and ethnicity unknown	0	1	4	5	27	32
Total female	3	16	105	124	505	629
Total female prior year	0	10	111	121	382	503

Grand total (2024-25)	4	29	193	226	863	1,089
Prior year data:						
Grand total (male+female) prior year	1	25	210	236	609	845
Total Part-time undergraduate enrollment Fall 2024 <i>NOTE: Grand total (2024-25) calculated above is expected to be greater than total Part-time undergraduate enrollment Fall 2024.</i>	4	18	134	156	750	906

Institution: Eastern Connecticut State University (129215)

User ID: P1292151

Part A - Unduplicated Count for Undergraduate Students

12-month Unduplicated Count by Race/Ethnicity and Sex - Undergraduate Student Total

July 1, 2024 – June 30, 2025

Male

Enrolled for credit	Total full-time undergraduate students	Total part-time undergraduate students	Grand total, all undergraduate students
U.S. Nonresident	4	0	4
Hispanic/Latino	188	56	244
American Indian or Alaska Native	1	5	6
Asian	35	42	77
Black or African American	117	34	151
Native Hawaiian or Other Pacific Islander	1	2	3
White	897	290	1,187
Two or more races	39	11	50
Race and ethnicity unknown	97	20	117
Total male	1,379	460	1,839

Female

Enrolled for credit	Total full-time undergraduate students	Total part-time undergraduate students	Grand total, all undergraduate students
U.S. Nonresident	5	0	5
Hispanic/Latino	315	87	402
American Indian or Alaska Native	2	3	5
Asian	36	52	88
Black or African American	184	44	228
Native Hawaiian or Other Pacific Islander	1	1	2
White	1,266	405	1,671
Two or more races	59	5	64
Race and ethnicity unknown	139	32	171
Total female	2,007	629	2,636
Grand total (male+female)	3,386	1,089	4,475

Institution: Eastern Connecticut State University (129215)

User ID: P1292151

Part A - Unduplicated Count for Graduate Students

12-month Unduplicated Count by Race/Ethnicity and Sex - Full-time and Part-time Graduate Students

July 1, 2024 – June 30, 2025

Reporting Reminders:

- The 12-month unduplicated count must be equal or greater than the corresponding prior year fall enrollment.
- Report Hispanic/Latino individuals of any race as Hispanic/Latino
- Report race for non-Hispanic/Latino individuals only
- Report all postbaccalaureate degree and certificate students as graduate students, including any doctor's - professional practice students (formerly first-professional)

Male

Students enrolled for credit	Graduate students		
	Total full-time	Total part-time	Total graduate students
U.S. Nonresident	0	1	1
Hispanic/Latino	4	8	12
American Indian or Alaska Native	0	0	0
Asian	1	2	3
Black or African American	0	5	5
Native Hawaiian or Other Pacific Islander	0	0	0
White	27	38	65
Two or more races	1	0	1
Race and ethnicity unknown	2	3	5
Total male	35	57	92
Total male prior year			78

Female

Students enrolled for credit	Graduate students		
	Total full-time	Total part-time	Total Graduate students
U.S. Nonresident	1	0	1
Hispanic/Latino	10	15	25
American Indian or Alaska Native	0	0	0
Asian	4	6	10
Black or African American	1	10	11
Native Hawaiian or Other Pacific Islander	0	0	0
White	43	65	108
Two or more races	2	3	5
Race and ethnicity unknown	5	6	11
Total female	66	105	171
Total female prior year			136

Grand total (2024-25)	101	162	263
Prior year data:			
Grand total (male+female) prior year			214
Total graduate enrollment Fall 2024	85	96	181
<i>NOTE: Grand total (2024-25) calculated above is expected to be greater than Total graduate enrollment Fall 2024.</i>			

Institution: Eastern Connecticut State University (129215)

User ID: P1292151


Part A - Sex Unknown

12-month Unduplicated Count by Sex Unknown

Reporting Reminders:

- The purpose of this supplemental section is to determine whether institutions are able to report the number of students for whom sex is unknown. Note that these students must still be allocated into the 'Male' and 'Female' categories in all other sections of the survey component.

	Number of students	
	Undergraduate students	Graduate students
	Current Year	Current Year
Grand total	4,475	263
Sex unknown (i.e., sex information is not known or not collected)	<input type="text" value="11"/>	<input type="text" value="3"/>

 You may use the box below to provide additional context for the data you have reported above. Context notes will be posted on the College Navigator website. Therefore, you should write all context notes using proper grammar (e.g., complete sentences with punctuation) and common language that can be easily understood by students and parents (e.g., spell out acronyms).

Institution: Eastern Connecticut State University (129215)


User ID: P1292151

Part A – 12-month Enrollment by Distance Education Status

12-month Unduplicated Count - Distance Education Status

July 1, 2024 – June 30, 2025

	Undergraduate Students		Graduate Students
	Degree/certificate-seeking	Non-degree/non-certificate-seeking	
Students enrolled exclusively in distance education courses	35	33	132
Students enrolled in at least one but not all distance education courses	653	7	97
Students not enrolled in any distance education courses	2,916	831	34
Total (Carried forward from part A)	3,604	871	263

 You may use the box below to provide additional context for the data you have reported above. Context notes will be posted on the College Navigator website. Therefore, you should write all context notes using proper grammar (e.g., complete sentences with punctuation) and common language that can be easily understood by students and parents (e.g., spell out acronyms).

Institution: Eastern Connecticut State University (129215)

User ID: P1292151

Part B - Instructional Activity

12-month Instructional Activity

July 1, 2024 - June 30, 2025

Instructional Activity Reporting Reminder:

- Instructional activity is used to **calculate** an IPEDS FTE based on the institution's reported calendar system.
- Graduate credit hour activity should not include any **doctor's - professional practice** activity, the total of those students' FTE is entered separately instead.

FTE Reporting Reminder:

- Institutions need not report their own calculations of undergraduate or graduate FTE unless IPEDS FTE **calculations** would be misleading for comparison purposes among all IPEDS reporting institutions.

Instructional Activity

	2024-25 total activity	Prior year data
Undergraduate level:		
Credit hour activity	103,775	100,724
Graduate level:		
Credit hour activity	3,872	3,406


Full-Time Equivalent (FTE) of Students

Calendar system (as reported on the prior year IC survey component):	Semester
--	----------

If the IPEDS **calculated** FTE estimates below are not reasonable, **AND** you have reported the correct instructional activity hours above, enter your best FTE estimate in the "Institution reported FTE" column below and save the page. This option should be used **ONLY** if the calculated estimate is not reasonable for your institution and IPEDS comparisons.

Please provide your best estimate of undergraduate and graduate FTE for the 12-month reporting period **only if the calculated FTE estimate below is not reasonable for IPEDS comparison purposes**. Please provide an explanation in the context box if the option is used due to Coronavirus Pandemic.

	Calculated FTE 2024-25	Institution reported FTE 2024-25	Prior year FTE 2023-24
Undergraduate student FTE	3,459	3,459	3,357
Graduate student FTE	161	161	142
Total FTE students	3,620	3,620	3,499

 Context notes will be posted on the College Navigator website. Therefore, you should write all context notes using proper grammar (e.g., complete sentences with punctuation) and common language that can be easily understood by students and parents (e.g., spell out acronyms).

Institution: Eastern Connecticut State University (129215)

User ID: P1292151

Part C – Unduplicated Count of Dual Enrolled Students

12-month Unduplicated Count of Dual Enrolled Students

July 1, 2024 – June 30, 2025

Reporting Reminders:

- The number of high school students enrolled in college courses for credit was reported in Part A as part of the non-degree/non-certificate-seeking unduplicated enrollment.
 - The number of high school students enrolled in college courses for credit reported in Part C will have some duplication with the non-degree/non-certificate-seeking enrollment students reported in Part A.
 - The number of high school students enrolled in college courses for credit reported in Part C should be less than the number of non-degree/non-certificate-seeking students reported in Part A unless all these students at your institution are high school students enrolled in college courses for credit.
- Report Hispanic/Latino individuals of any race as Hispanic/Latino
- Report race for non-Hispanic/Latino individuals only

In Part A, your institution reported the following number of students in the non-degree/non-certificate-seeking unduplicated headcount.	871
---	-----

	High school students enrolled in college courses for credit		
	Male	Female	Total
<u>U.S. Nonresident</u>	0	0	0
<u>Hispanic/Latino</u>	34	58	92
<u>American Indian or Alaska Native</u>	4	1	5
<u>Asian</u>	32	43	75
<u>Black or African American</u>	16	26	42
<u>Native Hawaiian or Other Pacific Islander</u>	2	1	3
<u>White</u>	206	288	494
<u>Two or more races</u>	2	1	3
<u>Race and ethnicity unknown</u>	17	24	41
Total	313	442	755
Total prior year	183	312	495

Institution: Eastern Connecticut State University (129215)

User ID: P1292151

Prepared by

Prepared by

Reporting Reminders:

- The name of the preparer is being collected so that we can follow up with the appropriate person in the event that there are questions concerning the data.
- The Keyholder will be copied on all email correspondence to other preparers.
- The time it took to prepare this component is being collected so that we can continue to improve our estimate of the reporting burden associated with IPEDS.
- Please include in your estimate the time it took for you to review instructions, query and search data sources, complete and review the component, and submit the data through the Data Collection System.
- Thank you for your assistance.

This survey component was prepared by:

<input type="radio"/>	Keyholder	<input type="radio"/>	SFA Contact	<input type="radio"/>	HR Contact
<input type="radio"/>	Finance Contact	<input checked="" type="radio"/>	Other		
Name:		<input type="text" value="Matt Hancock"/>			
Email:		<input type="text" value="hancockm@eastermct.edu"/>			

How many staff from your institution only were involved in the data collection and reporting process of this survey component?

Number of Staff (including yourself)

How many hours did you and others from your institution only spend on each of the steps below when responding to this survey component?
Exclude the hours spent collecting data for state and other reporting purposes.

Staff member	Collecting Data Needed	Revising Data to Match IPEDS Requirements	Entering Data	Revising and Locking Data
Your office	<input type="text" value="0.50"/> hours	<input type="text" value="0.25"/> hours	<input type="text" value="0.25"/> hours	<input type="text" value="0.25"/> hours
Other offices	<input type="text"/> hours	<input type="text"/> hours	<input type="text"/> hours	<input type="text"/> hours

Summary

12-Month Enrollment Component Summary

The purpose of this summary is to provide you an opportunity to view some of the data that, when accepted through the IPEDS quality control process, will appear on the [College Navigator](#) website and/or your institution's Data Feedback Report (DFR). In addition, all data reported in IPEDS survey components become publicly available through the [IPEDS Use the Data](#) and appear as aggregated statistics in various Department of Education reports. [College Navigator](#) is updated approximately three months after the data collection period closes and DFRs will be available through the [IPEDS Use the Data](#).

Please review your data for accuracy. If you have questions about the data displayed below or after reviewing the data reported on the survey screens, please contact the IPEDS Help Desk at: 1-877-225-2568 or ipedshelp@rti.org.

12-Month Unduplicated Headcount and Full-Time Equivalent Students		
Total 12-month unduplicated headcount enrollment		4,738
Undergraduate student unduplicated headcount enrollment		4,475
Graduate student unduplicated headcount enrollment		263
Total 12-month full-time equivalent (FTE) student enrollment		3,620
Undergraduate student FTE enrollment		3,459
Graduate student FTE enrollment		161
Doctor's-professional practice FTE enrollment		

Total 12-month Undergraduate Student Characteristics		
Percent of undergraduate students who are female		59 %
Percent of undergraduate students who are full-time		76 %
Percent of undergraduate students who are enrolled exclusively in distance education courses		2 %
Percent of undergraduate students by U.S. resident status and race/ethnicity: Note: Race/ethnicity is not collected for U.S. Nonresidents.		
U.S. Resident		100 %
American Indian or Alaska Native		0 %
Asian		4 %
Black or African American		8 %
Hispanic/Latino		14 %
Native Hawaiian or Pacific Islander		0 %
White		64 %
Two or More Races		3 %
Race and ethnicity unknown		6 %
U.S. Nonresident		0 %

Total 12-month Graduate Student Characteristics		
Percent of graduate students who are female		65 %
Percent of graduate students who are full-time		38 %
Percent of graduate students who are enrolled exclusively in distance education courses		50 %
Percent of graduate students by U.S. resident status and race/ethnicity: Note: Race/ethnicity is not collected for U.S. Nonresidents.		
U.S. Resident		99 %
American Indian or Alaska Native		0 %
Asian		5 %
Black or African American		6 %
Hispanic/Latino		14 %
Native Hawaiian or Pacific Islander		0 %
White		66 %
Two or More Races		2 %
Race and ethnicity unknown		6 %
U.S. Nonresident		1 %

Institution: Eastern Connecticut State University (129215)

User ID: P1292151

[Edit Report](#)

12-month Enrollment

There are no errors for the selected survey and institution.