

IPEDS 2024-25 Data Collection System

IPEDS HELP DESK (877) 225-2568 | ipedshelp@rti.org

OMB NO. 1850-0582 v.33 : Approval Expires 8/31/2027

User ID: P1292151

Finance 2024-25

Institution: Eastern Connecticut State University (129215)

User ID: P1292151

Overview

Overview

The purpose of the IPEDS Finance component is to collect basic financial information from items associated with the institution's General Purpose Financial Statements.

Data Reporting Reminder:

- Report data to accurately reflect the time period corresponding with the IPEDS survey component, even if such reporting is seemingly inconsistent with prior-year reporting.

Changes to reporting:

No changes for the 2024-25 data collection period.

Resources:

- To download the survey materials for this component: [Survey Materials](#)
- To access your prior year data submission for this component: [Reported Data](#)

If you have questions about completing this survey, please contact the **IPEDS Help Desk at (877) 225-2568**.

Institution: Eastern Connecticut State University (129215)

User ID: P1292151

Finance - Public Institutions' Reporting Standard

Reporting Standard

Please indicate which reporting standards are used to prepare your financial statements:

- GASB (Governmental Accounting Standards Board), using standards of GASB 34 & 35
- FASB (Financial Accounting Standards Board)

Please consult your business officer for the correct response before saving this screen. Your response to this question will determine the forms you will receive for reporting finance data.

Institution: Eastern Connecticut State University (129215)

User ID: P1292151

Finance - Public Institutions Using GASB Standards

General Information: GASB-Reporting Institutions (aligned form)

Reporting Reminder:

- To the extent possible, the finance data requested in this report should be provided from your institution's audited General Purpose Financial Statements (GPFS).
- Please refer to the instructions specific to each screen of the survey for details and references.

1. Fiscal Year Calendar

This report covers financial activities for the 12-month fiscal year: (The fiscal year reported should be the most recent fiscal year ending before October 1, 2024.)

Beginning: month/year (MMYYYY)	Month: <input type="text" value="7"/>	Year: <input type="text" value="2023"/>
And ending: month/year (MMYYYY)	Month: <input type="text" value="6"/>	Year: <input type="text" value="2024"/>

2. Audit Opinion

Did your institution receive an unqualified opinion on its General Purpose Financial Statements from your auditor for the fiscal year noted above? (If your institution is audited only in combination with another entity, answer this question based on the audit of that entity.)

- Unqualified
- i** Qualified (Explain in box below)
- Don't know OR in progress (Explain in box below)

3. Reporting Model

GASB Statement No. 34 offers three alternative reporting models for special-purpose governments like colleges and universities. Which model is used by your institution?

- Business-type activities
- Governmental Activities
- Governmental Activities with Business-Type Activities

4. Intercollegiate Athletics

Does your institution participate in intercollegiate athletics?

- No
- Yes - answer part a and b below

a) Are the intercollegiate athletics expenses accounted for as? [check all that apply]

- Auxiliary enterprises
- Student services
- Other (specify in box below)

b) Does your institution have intercollegiate athletics revenue?

- No

Yes - select category(s) where these revenues are included [check all that apply]

- Sales and services of educational activities
- Sales and services of auxiliary enterprises
- Other (specify in box below)

5. Endowment Assets

Does this institution or any of its foundations or other affiliated organizations own endowment assets?

- No
- Yes - (report details of endowment net assets)

6. Pension


Does your institution include defined benefit pension liabilities, expenses, and/or deferrals in its General Purpose Financial Statements?

- No
-  Yes

7. Postemployment Benefits Other than Pension (OPEB)

Does your institution include postemployment benefits other than pension (OPEB) liabilities, expenses, and/or deferrals in its General Purpose Financial Statements?

- No
- Yes

 You may use the box below to provide additional context for the data you have reported above. Context notes will be posted on the College Navigator website. Therefore, you should write all context notes using proper grammar (e.g., complete sentences with punctuation) and common language that can be easily understood by students and parents (e.g., spell out acronyms).

The postemployment benefits (numbers 6 and 7 above) are carried on the System Office's statements.

Institution: Eastern Connecticut State University (129215)

User ID: P1292151


Part A - Statement of Net Position Page 1

Fiscal Year: July 1, 2023 - June 30, 2024

If your institution is a parent institution then the amounts reported in Parts A and D should include ALL of your child institutions

Line no.		Current year amount	Prior year amount
Assets			
01	Total <u>current assets</u>	52,587,298	62,235,317
31	Depreciable <u>capital assets</u> , net of depreciation	286,194,031	295,986,467
04	Other noncurrent assets CV=[A05-A31]	26,670,096	18,131,989
05	Total <u>noncurrent assets</u>	312,864,127	314,118,456
06	Total assets CV=(A01+A05)	365,451,425	376,353,773
19	Deferred outflows of resources	0	0
Liabilities			
07	<u>Long-term debt, current portion</u>	0	0
08	Other current liabilities CV=(A09-A07)	16,889,157	24,572,513
09	Total <u>current liabilities</u>	16,889,157	24,572,513
10	<u>Long-term debt</u>	0	0
11	Other noncurrent liabilities CV=(A12-A10)	10,179,882	11,697,669
12	Total <u>noncurrent liabilities</u>	10,179,882	11,697,669
13	Total liabilities CV=(A09+A12)	27,069,039	36,270,182
20	Deferred inflows of resources	645,529	87,371
Net Position			

14	Invested in capital assets, net of related debt	284,631,852	294,470,154
15	Restricted-expendable	4,336,748	2,629,339
16	Restricted-nonexpendable	60,000	60,000
17	Unrestricted CV=[A18-(A14+A15+A16)]	48,708,257	42,836,727
18	Net position CV=[(A06+A19)-(A13+A20)]	337,736,857	339,996,220

 You may use the box below to provide additional context for the data you have reported above. Context notes will be posted on the College Navigator website. Therefore, you should write all context notes using proper grammar (e.g., complete sentences with punctuation) and common language that can be easily understood by students and parents (e.g., spell out acronyms).


Institution: Eastern Connecticut State University (129215)

User ID: P1292151

Part A - Statement of Net Position Page 2

Fiscal Year: July 1, 2023 - June 30, 2024

Line No.	Description	Ending balance	Prior year Ending balance
Capital Assets			
21	Land and land improvements	30,866,727	28,513,853
22	Infrastructure	0	0
23	Buildings	450,090,599	446,738,779
32	Equipment, including art and library collections	46,598,085	42,784,727
27	Construction in progress	2,103,128	6,150,153
	Total for Plant, Property and Equipment CV = (A21+ .. A27)	529,658,539	524,187,512
28	Accumulated depreciation	246,167,216	231,795,251
33	Intangible assets, net of accumulated amortization	2,702,710	3,594,206
34	Other capital assets		0

 You may use the box below to provide additional context for the data you have reported above. Context notes will be posted on the College Navigator website. Therefore, you should write all context notes using proper grammar (e.g., complete sentences with punctuation) and common language that can be easily understood by students and parents (e.g., spell out acronyms).

Institution: Eastern Connecticut State University (129215)


User ID: P1292151

Part D - Summary of Changes In Net Position

Fiscal Year: July 1, 2023 - June 30, 2024

If your institution is a parent institution then the amounts reported in Parts A and D should include ALL of your child institutions

Line No.	Description	Current year amount	Prior year amount
01	Total revenues and other additions for this institution AND all of its child institutions	135,705,433	158,790,295
02	Total expenses and deductions for this institution AND all of its child institutions	129,651,338	147,249,398
03	Change in net position during year CV=(D01-D02)	6,054,095	11,540,897
04	<u>Net position</u> beginning of year for this institution AND all of its child institutions	339,996,220	336,336,627
05	<u>Adjustments to beginning net position</u> and other gains or losses CV=[D06-(D03+D04)]	-8,313,458	-7,881,304
06	Net position end of year for this institution AND all of its child institutions (from A18)	337,736,857	339,996,220

 You may use the box below to provide additional context for the data you have reported above. Context notes will be posted on the College Navigator website. Therefore, you should write all context notes using proper grammar (e.g., complete sentences with punctuation) and common language that can be easily understood by students and parents (e.g., spell out acronyms).

Institution: Eastern Connecticut State University (129215)


User ID: P1292151

Part E-1 - Scholarships and Fellowships

Fiscal Year: July 1, 2023 - June 30, 2024

Do not report Federal Direct Student Loans (FDSL) anywhere in this section.

Line No.	Scholarships and Fellowships	Current year amount	Prior year amount
01	Pell grants (federal)	6,133,176	5,658,651
02	Other federal grants (Do NOT include FDSL amounts)	<input checked="" type="checkbox"/> 2,721,596	961,939
03	Grants by state government	<input checked="" type="checkbox"/>	1,064,547
04	Grants by local government		0
05	Institutional grants from restricted resources	259,462	753,303
06	Institutional grants from unrestricted resources CV=[E07-(E01+...+E05)]	16,770,465	17,261,690
07	Total revenue that funds scholarships and fellowships	25,884,699	25,700,130
Discounts and Allowances			
08	Discounts and allowances applied to tuition and fees	16,771,064	17,320,760
09	Discounts and allowances applied to sales and services of auxiliary enterprises	0	0
10	Total discounts and allowances CV=(E08+E09)	16,771,064	17,320,760
11	Net scholarships and fellowships expenses after deducting discounts and allowances CV= (E07-E10) This amount will be carried forward to C10 of the expense section.	9,113,635	8,379,370

 You may use the box below to provide additional context for the data you have reported above. Context notes will be posted on the College Navigator website. Therefore, you should write all context notes using proper grammar (e.g., complete sentences with punctuation) and common language that can be easily understood by students and parents (e.g., spell out acronyms).

Institution: Eastern Connecticut State University (129215)

User ID: P1292151

Part E-2 - Sources of Discounts and Allowances

Fiscal Year: July 1, 2023 - June 30, 2024							
Line No.	Source of Discounts and Allowances	Amount of Source Applied to:					
		Tuition and fees discounts allowances		Auxiliary enterprises discounts allowances		Total discounts allowances	
		Current year amount	Prior year amount	Current year amount	Prior year amount	Current year amount	Prior year amount
12	Pell grants (federal)	0	0	0	0	0	0
13	Other federal grants (Do NOT include FDSL amounts)	0	0	0	0	0	0
14	Grants by state government	0	0	0	0	0	0
15	Grants by local government	0	0	0	0	0	0
16	Endowments and gifts	0	0	0	0	0	0
17	Other institutional sources CV=[E18-(E12+E13+ ... +E16)]	16,771,064	17,320,760	0	0	16,771,064	17,320,760
18	Total (from Part E1 line 8, 9 and 10)	16,771,064	17,320,760	0	0	16,771,064	17,320,760

Institution: Eastern Connecticut State University (129215)

User ID: P1292151

Part B - Revenues and Other Additions, Page 1

Fiscal Year: July 1, 2023 - June 30, 2024

Line No.	Source of Funds	Current year amount	Prior year amount
<u>Operating Revenues</u>			
01	Tuition and fees, after deducting discounts & allowances	29,989,120	29,716,156
Grants and contracts - operating			
02	Federal operating grants and contracts	3,606,781	1,277,497
03	State operating grants and contracts	556,607	1,491,678
04	Local government/private operating grants and contracts	7,592	159,444
04a	Local government operating grants and contracts	7,592	159,444
04b	Private operating grants and contracts	0	0
05	Sales and services of <u>auxiliary enterprises</u> , after deducting <u>discounts and allowances</u>	28,550,951	27,944,192
06	<u>Sales and services of hospitals</u> , after deducting <u>patient contractual allowances</u>		0
26	<u>Sales and services of educational activities</u>		0
07	<u>Independent operations</u>		0
08	Other sources - operating CV=[B09-(B01++B07)]	35,057	19,552
09	Total operating revenues	62,746,108	60,608,519

Institution: Eastern Connecticut State University (129215)

User ID: P1292151

Part B - Revenues and Other Additions, Page 2


Fiscal Year: July 1, 2023 - June 30, 2024			
Line No.	Source of funds	Current year amount	Prior year amount
Nonoperating Revenues			
10	Federal appropriations	0	0
11	State appropriations	36,289,706	65,780,957
12	Local appropriations, education district taxes, and similar support		0
Grants-nonoperating			
13	Federal nonoperating grants Do NOT include Federal Direct Student Loans	20,684,634	19,582,213
14	State nonoperating grants	0	0
15	Local government nonoperating grants	0	0
16	Gifts, including contributions from affiliated organizations	233,989	813,668
17	Investment income	3,814,295	2,309,519
18	Other nonoperating revenues CV=[B19-(B10+...+B17)]	2,768,900	7,387,657
19	Total nonoperating revenues	63,791,524	95,874,014
27	Total operating and nonoperating revenues CV=[B19+B09]	126,537,632	156,482,533
28	12-month Student FTE from E12	3,499	3,579
29	Total operating and nonoperating revenues per student FTE CV=[B27/B28]	36,164	43,722

Institution: Eastern Connecticut State University (129215)

User ID: P1292151

Part B - Revenues and Other Additions, Page 3

Fiscal Year: July 1, 2023 - June 30, 2024			
Line No.	Source of funds	Current year amount	Prior year amount
Other Revenues and Additions			
20	Capital appropriations	8,926,968	2,307,762
21	Capital grants and gifts	0	0
22	Additions to permanent endowments	<input checked="" type="checkbox"/> 0	0
23	Other revenues and additions CV=[B24-(B20+...+B22)]	240,833	0
24	Total other revenues and additions CV=[B25-(B9+B19)]	9,167,801	2,307,762
25	Total all revenues and other additions	135,705,433	158,790,295

 You may use the box below to provide additional context for the data you have reported above. Context notes will be posted on the College Navigator website. Therefore, you should write all context notes using proper grammar (e.g., complete sentences with punctuation) and common language that can be easily understood by students and parents (e.g., spell out acronyms).

Institution: Eastern Connecticut State University (129215)

User ID: P1292151

Part C-1 - Expenses and Other Deductions by Functional Classification

Fiscal Year: July 1, 2023 - June 30, 2024

Report Total Operating AND Nonoperating Expenses in this section


Line No.	Expense: Functional Classifications	Total amount	Prior Year Total Amount	Salaries and wages	Prior Year Salaries and wages
		(1)		(2)	
01	Instruction	50,571,475	63,256,688	24,132,552	24,894,573
02	Research	2,158,571	2,024,846	944,219	646,763
03	Public service	3,152,195	3,464,500	1,387,279	1,332,191
05	Academic support	13,197,406	14,559,048	5,829,805	5,319,742
06	Student services	20,137,211	22,540,922	8,890,574	8,270,990
07	Institutional support	18,190,434	19,290,155	17,577,982	16,256,713
10	Scholarships and fellowships expenses, net of discounts and allowances (from Part E-1, line 11)	9,113,635	8,379,370		
11	Auxiliary enterprises	13,130,410	13,733,867	2,410,326	2,242,125
12	Hospital services		0		0
13	Independent operations		0		0
14	Other Functional Expenses and deductions CV=[C19-(C01+...+C13)]	1	2	0	0
19	Total expenses and deductions	129,651,338	147,249,398	61,172,737	58,963,097

Institution: Eastern Connecticut State University (129215)

User ID: P1292151

Part C-2 - Expenses and Other Deductions by Natural Classification

Fiscal Year: July 1, 2023 - June 30, 2024			
Line No.	Expense: Natural Classifications	Total Amount	Prior year amount
19-2	Salaries and Wages(from Part C-1,Column 2, line 19)	61,172,737	58,963,097
19-3	Benefits	<input checked="" type="checkbox"/> <input type="text" value="15,038,941"/>	39,410,116
19-4	Operation and Maintenance of Plant (as a natural expense)	<input type="text" value="25,741,672"/>	27,650,780
19-5	Depreciation	<input type="text" value="17,583,930"/>	17,573,292
19-6	Interest	<input type="text" value="0"/>	0
19-7	Other Natural Expenses and Deductions CV=[C19-1 - (C19-2 + ... + C19-6)]	10,114,058	3,652,113
19-1	Total Expenses and Deductions (from Part C-1, Line 19)	129,651,338	147,249,398
20-1	12-month Student FTE (from E12 survey)	3,499	3,579
21-1	Total expenses and deductions per student FTE CV=[C19-1/C20-1]	37,054	41,143

 You may use the box below to provide additional context for the data you have reported above. Context notes will be posted on the College Navigator website. Therefore, you should write all context notes using proper grammar (e.g., complete sentences with punctuation) and common language that can be easily understood by students and parents (e.g., spell out acronyms).

Institution: Eastern Connecticut State University (129215)


User ID: P1292151

Part H - Details of Endowment Net Assets

Fiscal Year: July 1, 2023 - June 30, 2024

Include not only endowment net assets held by the institution, but any assets held by private foundations affiliated with the institution.

Line No.	Value of Endowment Net Assets	Market Value	Prior Year Amounts
01	Value of endowment net assets at the beginning of the fiscal year	18,219,241	16,569,400
02	Value of endowment net assets at the end of the fiscal year	20,588,771	18,219,241
03	Change in value of endowment net assets CV=[H02-H01]	2,369,530	1,649,841
03a	New gifts and additions	786,651	879,424
03b	Endowment net investment return	2,298,877	1,614,214
03c	Spending distribution for current use	-715,998	-843,797
03d	Other CV=[H03-(H03a+H03b+H03c)]	0	0

 You may use the box below to provide additional context for the data you have reported above. Context notes will be posted on the College Navigator website. Therefore, you should write all context notes using proper grammar (e.g., complete sentences with punctuation) and common language that can be easily understood by students and parents (e.g., spell out acronyms).


Institution: Eastern Connecticut State University (129215)

User ID: P1292151

Part N - Financial Health

Fiscal Year: July 1, 2023 - June 30, 2024

Line No.	Description <i>(If your institution is a parent institution then the amounts reported should include ALL of your child institutions. Include amounts for the institution's GASB and FASB component units.)</i>	Current year amount	Prior year amount
01	Operating income (Loss) + net nonoperating revenues (expenses)	0	0
02	Operating revenues + nonoperating revenues	0	0
03	Change in net position	0	0
04	Net position	0	0
05	Expendable net assets	0	0
06	Plant-related debt	1,644,367	2,279,955
07	Total expenses	0	0

 You may use the box below to provide additional context for the data you have reported above. Context notes will be posted on the College Navigator website. Therefore, you should write all context notes using proper grammar (e.g., complete sentences with punctuation) and common language that can be easily understood by students and parents (e.g., spell out acronyms).


The only debt carried on the university's financial records is the liability related to leases and SBITA leases recorded under GASB 87 and GASB 96. Plant debt is carried at the state university system level.

Institution: Eastern Connecticut State University (129215)

User ID: P1292151

Part J - Revenue Data for the Census Bureau

Fiscal Year: July 1, 2023 - June 30, 2024						
Source and type		Amount				
		Total for all funds and operations (includes endowment funds, but excludes component units)	Education and general/ independent operations	Auxiliary enterprises	Hospitals	Agriculture extension/ experiment services
		(1)	(2)	(3)	(4)	(5)
01	Tuition and fees	46,760,184	46,760,184			
02	Sales and services	28,550,951	<input type="text"/>	28,550,951		<input type="text"/>
03	Federal grants/contracts (excludes Pell Grants)	3,606,781	<input type="text" value="3,606,781"/>	<input type="text"/>	<input type="text"/>	<input type="text"/>
Revenue from the state government:						
04	State appropriations, current & capital	45,216,674	<input type="text" value="45,216,674"/>	<input type="text"/>	<input type="text"/>	<input type="text"/>
05	State grants and contracts	556,607	<input type="text" value="556,607"/>	<input type="text"/>	<input type="text"/>	<input type="text"/>
Revenue from local governments:						
06	Local appropriation, current & capital	0	<input type="text"/>	<input type="text"/>	<input type="text"/>	<input type="text"/>
07	Local government grants/contracts	0	<input type="text"/>	<input type="text"/>	<input type="text"/>	<input type="text"/>
08	Receipts from property and non-property taxes	<input type="text"/>				
09	Gifts and private grants, NOT including capital grants	<input type="text" value="241,681"/>				
10	Interest earnings	<input type="text" value="3,814,295"/>				
11	<u>Dividend earnings</u>	<input type="text"/>				
12	<u>Realized capital gains</u>	<input type="text"/>				

 You may use the box below to provide additional context for the data you have reported above. Context notes will be posted on the College Navigator website. Therefore, you should write all context notes using proper grammar (e.g., complete sentences with punctuation) and common language that can be easily understood by students and parents (e.g., spell out acronyms).




Institution: Eastern Connecticut State University (129215)

User ID: P1292151

Part K - Expenditure Data for the Census Bureau

Fiscal Year: July 1, 2023 - June 30, 2024						
Category		Total for all funds and operations (includes endowment funds, but excludes component units)	Education and general/ independent operations	Auxiliary enterprises	Hospitals	Agriculture extension/ experiment services
		(1)	(2)	(3)	(4)	(5)
02	Employee benefits, total	15,038,941	14,432,046	606,895		
03	Payment to state retirement funds (may be included in line 02 above)	0				
04	Current expenditures including salaries	91,782,626	84,814,167	6,968,459		
Capital outlays						
05	Construction	6,320,126	4,487,070	1,833,056		
06	Equipment purchases	5,663,886	4,352,213	1,311,673		
07	Land purchases	0				
08	Interest on debt outstanding, all funds and activities					

 You may use the box below to provide additional context for the data you have reported above. Context notes will be posted on the College Navigator website. Therefore, you should write all context notes using proper grammar (e.g., complete sentences with punctuation) and common language that can be easily understood by students and parents (e.g., spell out acronyms).

Institution: Eastern Connecticut State University (129215)


User ID: P1292151

Part L - Debt and Assets for Census Bureau, page 1

Fiscal Year: July 1, 2023 - June 30, 2024

Debt

Category		Amount
01	Long-term debt outstanding at beginning of fiscal year	2,368,889
02	Long-term debt issued during fiscal year	311,169
03	Long-term debt retired during fiscal year	976,403
04	Long-term debt outstanding at end of fiscal year	1,703,656
05	Short-term debt outstanding at beginning of fiscal year	
06	Short-term debt outstanding at end of fiscal year	

 You may use the box below to provide additional context for the data you have reported above. Context notes will be posted on the College Navigator website. Therefore, you should write all context notes using proper grammar (e.g., complete sentences with punctuation) and common language that can be easily understood by students and parents (e.g., spell out acronyms).

The beginning balance in Line 01 was adjusted to reflect the implementation of GASB 87 and GASB 96.

Institution: Eastern Connecticut State University (129215)


User ID: P1292151

Part L - Debt and Assets for Census Bureau, page 2

Fiscal Year: July 1, 2023 - June 30, 2024

Assets

Category		Amount
07	Total cash and security assets held at end of fiscal year in sinking or debt service funds	<input type="text"/>
08	Total cash and security assets held at end of fiscal year in bond funds	<input type="text"/>
09	Total cash and security assets held at end of fiscal year in all other funds	66,797,658

 You may use the box below to provide additional context for the data you have reported above. Context notes will be posted on the College Navigator website. Therefore, you should write all context notes using proper grammar (e.g., complete sentences with punctuation) and common language that can be easily understood by students and parents (e.g., spell out acronyms).

Institution: Eastern Connecticut State University (129215)

User ID: P1292151

Prepared by

Prepared by

Reporting Reminders:

- The name of the preparer is being collected so that we can follow up with the appropriate person in the event that there are questions concerning the data.
- The Keyholder will be copied on all email correspondence to other preparers.
- The time it took to prepare this component is being collected so that we can continue to improve our estimate of the reporting burden associated with IPEDS.
- Please include in your estimate the time it took for you to review instructions, query and search data sources, complete and review the component, and submit the data through the Data Collection System.
- Thank you for your assistance.

This survey component was prepared by:

<input type="radio"/>	Keyholder	<input type="radio"/>	SFA Contact	<input type="radio"/>	HR Contact
<input checked="" type="radio"/>	Finance Contact	<input type="radio"/>	Academic Library Contact	<input type="radio"/>	Other
Name: <input type="text" value="Chelsea Houghton"/>					
Email: <input type="text" value="houghtonc@easternct.edu"/>					

How many staff from your institution only were involved in the data collection and reporting process of this survey component?

Number of Staff (including yourself)

How many hours did you and others from your institution only spend on each of the steps below when responding to this survey component?
Exclude the hours spent collecting data for state and other reporting purposes.

Staff member	Collecting Data Needed	Revising Data to Match IPEDS Requirements	Entering Data	Revising and Locking Data
Your office	<input type="text" value="100.00"/> hours	<input type="text" value="30.00"/> hours	<input type="text" value="1.00"/> hours	<input type="text" value="4.00"/> hours
Other offices	<input type="text"/> hours	<input type="text"/> hours	<input type="text"/> hours	<input type="text"/> hours

Institution: Eastern Connecticut State University (129215)

User ID: P1292151

Summary

Finance Component Summary

The purpose of this summary is to provide you an opportunity to view some of the data that, when accepted through the IPEDS quality control process, will appear on the [College Navigator](#) website and/or your institution's Data Feedback Report (DFR). In addition, all data reported in IPEDS survey components become publicly available through the [IPEDS Use the Data](#) and appear as aggregated statistics in various Department of Education reports. [College Navigator](#) is updated approximately three months after the data collection period closes and DFRs will be available through the [IPEDS Use the Data](#) and sent to your institution's CEO at the end of 2025.

Please review your data for accuracy. If you have questions about the data displayed below or after reviewing the data reported on the survey screens, please contact the IPEDS Help Desk at: 1-877-225-2568 or ipedshelp@rti.org.

Core Revenues			
Revenue Source	Reported values	Percent of total core revenues (%)	Core revenues per FTE enrollment
Tuition and fees	29,989,120	28	8,571
State appropriations	36,289,706	34	10,371
Local appropriations	0	0	0
Government grants and contracts	24,855,614	23	7,104
Private gifts, grants, and contracts	233,989	0	67
Investment income	3,814,295	4	1,090
Other core revenues	11,971,758	11	3,421
Total core revenues	107,154,482	100	30,624
Total revenues	135,705,433	N/A	38,784

Other core revenues include federal appropriations; sales and services of educational activities; other operating and nonoperating sources; and other revenues and additions (e.g., capital appropriations, capital grants and gifts, etc.). Core revenues exclude revenues from auxiliary enterprises (e.g., bookstores, dormitories), hospitals, and independent operations. For institutions reporting in Full parent/child relationships, core revenues per FTE enrollment amounts will not be allocated to child institutions.

Core Expense			
Expense function	Reported values	Percent of total core expenses (%)	Core expenses per FTE enrollment
Instruction	50,571,475	43	14,453
Research	2,158,571	2	617
Public service	3,152,195	3	901
Academic support	13,197,406	11	3,772
Institutional support	18,190,434	16	5,199
Student services	20,137,211	17	5,755
Other core expenses	9,113,636	8	2,605
Total core expenses	116,520,928	100	33,301

Total expenses	129,651,338	N/A	37,054
-----------------------	-------------	-----	--------

Other core expenses include scholarships and fellowships, net of discounts and allowances, and other expenses. Core expenses exclude expenses from auxiliary enterprises (e.g., bookstores, dormitories), hospitals, and independent operations. For institutions reporting in Full parent/child relationships, core expenses per FTE enrollment amounts will not be allocated to child institutions.

	Calculated value	
FTE enrollment	3,499	

The full-time equivalent (FTE) enrollment used in this report is the sum of the institution's FTE undergraduate enrollment and FTE graduate enrollment (as calculated from or reported on the 12-month Enrollment component). FTE is estimated using 12- month instructional activity (credit and/or clock hours). All doctor's degree students are reported as graduate students.

Institution: Eastern Connecticut State University (129215)

User ID: P1292151

Edit Report

Finance

Source	Description	Severity	Resolved	Options
Screen: Part E-1 - Scholarships and Fellowships				
Screen Entry	The amount reported is outside the expected range of between 480,970 and 1,442,908 when compared with the prior year value. Please correct your data or explain. (Error #5301)	Explanation	Yes	
Reason	State funding ended in FY 24 and was replaced by Federal ARPA Funding.			
Screen Entry	Most institutions are expected to award state grants. Please enter the amount of state grant monies awarded or explain. If no state grants were awarded, enter a zero. (Error #5185)	Explanation	Yes	
Reason	State funding ended in FY 24 and was replaced by Federal ARPA Funding.			
Screen: Part B - Revenues and Other Additions, Page 3				
Screen Entry	The amount of additions to permanent endowments reported in Part B (line 22) should not be zero or blank. Please confirm that the data reported are correct. (Error #5231)	Confirmation	Yes	
Related Screens	Revenues Part 3			
Screen: Part C-2 - Expenses and Other Deductions by Natural Classification				
Screen Entry	The amount reported is outside the expected range of between 19,705,058 and 59,115,174 when compared with the prior year value. Please correct your data or explain. (Error #5301)	Explanation	Yes	
Reason	use Effective July 1, 2023, the university no longer funds retirement contributions for employees participating in State retirement plans, as these contributions are now covered by the State.			