

IPEDS 2022-23 Data Collection System

IPEDS HELP DESK (877) 225-2568 | ipedshelp@rti.org

OMB NO. 1850-0582 v.30 : Approval Expires 8/31/2025

User ID: P1292151

Finance 2022-23

Institution: Eastern Connecticut State University (129215)

User ID: P1292151

Overview

Overview

The purpose of the IPEDS Finance component is to collect basic financial information from items associated with the institution's General Purpose Financial Statements.

Data Reporting Reminder:

- Report data to accurately reflect the time period corresponding with the IPEDS survey component, even if such reporting is seemingly inconsistent with prior-year reporting.

Changes in reporting

The following changes were implemented for the 2022-23 data collection period:

- Question 4 was reorganized for clarity. [Applicable to degree-granting institutions only]

Resources:

- To download the survey materials for this component: [Survey Materials](#)
- To access your prior year data submission for this component: [Reported Data](#)

If you have questions about completing this survey, please contact the **IPEDS Help Desk at (877) 225-2568**.

Institution: Eastern Connecticut State University (129215)

User ID: P1292151

Finance - Public Institutions' Reporting Standard

Reporting Standard

Please indicate which reporting standards are used to prepare your financial statements:

- GASB (Governmental Accounting Standards Board), using standards of GASB 34 & 35
- FASB (Financial Accounting Standards Board)

Please consult your business officer for the correct response before saving this screen. Your response to this question will determine the forms you will receive for reporting finance data.

Institution: Eastern Connecticut State University (129215)

User ID: P1292151

Finance - Public Institutions Using GASB Standards

General Information: GASB-Reporting Institutions (aligned form)

Reporting Reminder:

- To the extent possible, the finance data requested in this report should be provided from your institution's audited General Purpose Financial Statements (GPFS).
- Please refer to the instructions specific to each screen of the survey for details and references.


1. Fiscal Year Calendar

This report covers financial activities for the 12-month fiscal year: (The fiscal year reported should be the most recent fiscal year ending before October 1, 2022.)

Beginning: month/year (MMYYYY)	Month: <input type="text" value="7"/>	Year: <input type="text" value="2021"/>
And ending: month/year (MMYYYY)	Month: <input type="text" value="6"/>	Year: <input type="text" value="2022"/>

2. Audit Opinion

Did your institution receive an unqualified opinion on its General Purpose Financial Statements from your auditor for the fiscal year noted above? (If your institution is audited only in combination with another entity, answer this question based on the audit of that entity.)

- Unqualified
-  Qualified (Explain in box below)
- Don't know OR in progress (Explain in box below)

3. Reporting Model

GASB Statement No. 34 offers three alternative reporting models for special-purpose governments like colleges and universities. Which model is used by your institution?

- Business-type activities
- Governmental Activities
- Governmental Activities with Business-Type Activities

4. Intercollegiate Athletics

Does your institution participate in intercollegiate athletics?

- No
- Yes - answer part a and b below
- a) Are the intercollegiate athletics expenses accounted for as? [check all that apply]
- Auxiliary enterprises

Student services

Other (specify in box below)

b) Does your institution have intercollegiate athletics revenue?

- No
- Yes - select category(s) where these revenues are included [check all that apply]

Sales and services of educational activities

Sales and services of auxiliary enterprises

Other (specify in box below)

5. Endowment Assets

Does this institution or any of its foundations or other affiliated organizations own endowment assets?

- No
- Yes - (report endowment assets)

6. Pension


Does your institution include defined benefit pension liabilities, expenses, and/or deferrals in its General Purpose Financial Statements?

- No
- i** Yes

7. Postemployment Benefits Other than Pension (OPEB)

Does your institution include postemployment benefits other than pension (OPEB) liabilities, expenses, and/or deferrals in its General Purpose Financial Statements?

- No
- Yes

 You may use the box below to provide additional context for the data you have reported above. Context notes will be posted on the College Navigator website. Therefore, you should write all context notes using proper grammar (e.g., complete sentences with punctuation) and common language that can be easily understood by students and parents (e.g., spell out acronyms).

The postemployment benefits (numbers 6 and 7 above) are carried on the System Office's statements.

Institution: Eastern Connecticut State University (129215)

User ID: P1292151


Part A - Statement of Net Position Page 1

Fiscal Year: July 1, 2021 - June 30, 2022

If your institution is a parent institution then the amounts reported in Parts A and D should include ALL of your child institutions

Line no.		Current year amount	Prior year amount
Assets			
01	Total <u>current assets</u>	54,337,210	51,759,466
31	Depreciable <u>capital assets</u> , net of depreciation	300,235,888	310,522,102
04	Other noncurrent assets CV=[A05-A31]	17,713,925	16,455,037
05	Total <u>noncurrent assets</u>	317,949,813	326,977,139
06	Total assets CV=(A01+A05)	372,287,023	378,736,605
19	Deferred outflows of resources		0
Liabilities			
07	<u>Long-term debt</u> , current portion		0
08	Other current liabilities CV=(A09-A07)	24,024,849	20,514,496
09	Total <u>current liabilities</u>	24,024,849	20,514,496
10	<u>Long-term debt</u>		0
11	Other noncurrent liabilities CV=(A12-A10)	11,708,609	13,679,410

12	Total <u>noncurrent liabilities</u>	11,708,609	13,679,410
13	Total liabilities CV=(A09+A12)	35,733,458	34,193,906
20	Deferred inflows of resources	216,938	0
Net Position			
14	<u>Invested in capital assets, net of related debt</u>	300,164,311	310,445,374
15	<u>Restricted-expendable</u>	4,452,522	2,908,176
16	<u>Restricted-nonexpendable</u>	60,000	60,000
17	<u>Unrestricted</u> CV=[A18-(A14+A15+A16)]	31,659,794	31,129,149
18	Net position CV=[(A06+A19)-(A13+A20)]	336,336,627	344,542,699

 You may use the box below to provide additional context for the data you have reported above. Context notes will be posted on the College Navigator website. Therefore, you should write all context notes using proper grammar (e.g., complete sentences with punctuation) and common language that can be easily understood by students and parents (e.g., spell out acronyms).


Institution: Eastern Connecticut State University (129215)

User ID: P1292151

Part A - Statement of Net Position Page 2

Fiscal Year: July 1, 2021 - June 30, 2022

Line No.	Description	Ending balance	Prior year Ending balance
Capital Assets			
21	<u>Land and land improvements</u>	28,717,753	31,392,330
22	<u>Infrastructure</u>		0
23	<u>Buildings</u>	444,567,790	444,083,360
32	Equipment, including art and <u>library collections</u>	41,542,181	39,145,386
27	<u>Construction in progress</u>	2,843,560	2,290,961
	Total for Plant, Property and Equipment CV = (A21+ .. A27)	517,671,284	516,912,037
28	<u>Accumulated depreciation</u>	217,435,395	206,389,934
33	Intangible assets, net of accumulated amortization		0
34	Other capital assets		0

 You may use the box below to provide additional context for the data you have reported above. Context notes will be posted on the College Navigator website. Therefore, you should write all context notes using proper grammar (e.g., complete sentences with punctuation) and common language that can be easily understood by students and parents (e.g., spell out acronyms).

Institution: Eastern Connecticut State University (129215)


User ID: P1292151

Part D - Summary of Changes In Net Position

Fiscal Year: July 1, 2021 - June 30, 2022

If your institution is a parent institution then the amounts reported in Parts A and D should include ALL of your child institutions

Line No.	Description	Current year amount	Prior year amount
01	Total revenues and other additions for this institution AND all of its child institutions	157,390,802	148,150,136
02	Total expenses and deductions for this institution AND all of its child institutions	158,545,150	147,112,643
03	Change in net position during year CV=(D01-D02)	<input checked="" type="checkbox"/> -1,154,348	1,037,493
04	<u>Net position</u> beginning of year for this institution AND all of its child institutions	344,542,699	350,861,620
05	<u>Adjustments to beginning net position</u> and other gains or losses CV=[D06-(D03+D04)]	-7,051,724	-7,356,414
06	Net position end of year for this institution AND all of its child institutions (from A18)	336,336,627	344,542,699

 You may use the box below to provide additional context for the data you have reported above. Context notes will be posted on the College Navigator website. Therefore, you should write all context notes using proper grammar (e.g., complete sentences with punctuation) and common language that can be easily understood by students and parents (e.g., spell out acronyms).

Institution: Eastern Connecticut State University (129215)


User ID: P1292151

Part E-1 - Scholarships and Fellowships

Fiscal Year: July 1, 2021 - June 30, 2022

Do not report Federal Direct Student Loans (FDSL) anywhere in this section.

Line No.	Scholarships and Fellowships	Current year amount	Prior year amount
01	Pell grants (federal)	5,820,164	6,208,717
02	Other federal grants (Do NOT include FDSL amounts)	<input checked="" type="checkbox"/> 6,886,447	3,226,447
03	Grants by state government	1,075,646	768,630
04	Grants by local government		0
05	Institutional grants from restricted resources	859,692	603,189
06	Institutional grants from unrestricted resources CV=[E07-(E01+...+E05)]	15,715,255	14,210,358
07	Total revenue that funds scholarships and fellowships	30,357,204	25,017,341
Discounts and Allowances			
08	Discounts and allowances applied to tuition and fees	15,707,804	13,980,515
09	Discounts and allowances applied to sales and services of auxiliary enterprises	0	0
10	Total discounts and allowances CV=(E08+E09)	15,707,804	13,980,515
11	Net scholarships and fellowships expenses after deducting discounts and allowances CV= (E07-E10) This amount will be carried forward to C10 of the expense section.	14,649,400	11,036,826

 You may use the box below to provide additional context for the data you have reported above. Context notes will be posted on the College Navigator website. Therefore, you should write all context notes using proper grammar (e.g., complete sentences with punctuation) and common language that can be easily understood by students and parents (e.g., spell out acronyms).



Institution: Eastern Connecticut State University (129215)

User ID: P1292151

Part E-2 - Sources of Discounts and Allowances

Fiscal Year: July 1, 2021 - June 30, 2022

Line No.	Source of Discounts and Allowances	Amount of Source Applied to:					
		Tuition and fees discounts allowances		Auxiliary enterprises discounts allowances		Total discounts allowances	
		Current year amount	Prior year amount	Current year amount	Prior year amount	Current year amount	Prior year amount
12	Pell grants (federal)	0	0	0	0	0	0
13	Other federal grants (Do NOT include FDSL amounts)	0	0	0	0	0	0
14	Grants by state government	0	0	0	0	0	0
15	Grants by local government	0	0	0	0	0	0
16	Endowments and gifts	0	0	0	0	0	0
17	Other institutional sources CV=[E18-(E12+E13+ ... +E16)]	15,707,804	13,980,515	0	0	15,707,804	13,980,515
18	Total (from Part E1 line 8, 9 and 10)	15,707,804	13,980,515	0	0	15,707,804	13,980,515

Institution: Eastern Connecticut State University (129215)

User ID: P1292151

Part B - Revenues and Other Additions, Page 1

Fiscal Year: July 1, 2021 - June 30, 2022			
Line No.	Source of Funds	Current year amount	Prior year amount
<u>Operating Revenues</u>			
01	<u>Tuition and fees</u> , after deducting <u>discounts & allowances</u>	31,998,579	37,312,691
Grants and contracts - operating			
02	Federal operating grants and contracts	503,346	971,250
03	State operating grants and contracts	1,502,629	1,252,810
04	Local government/private operating grants and contracts	585,969	758,806
04a	Local government operating grants and contracts	585,969	758,806
04b	Private operating grants and contracts		0
05	Sales and services of <u>auxiliary enterprises</u> , after deducting <u>discounts and allowances</u>	26,747,911	23,396,172
06	<u>Sales and services of hospitals</u> , after deducting <u>patient contractual allowances</u>		0
26	<u>Sales and services of educational activities</u>		0
07	<u>Independent operations</u>		0
08	Other sources - operating CV=[B09-(B01++B07)]	49,858	83,561
09	Total operating revenues	61,388,292	63,775,290

Institution: Eastern Connecticut State University (129215)

User ID: P1292151

Part B - Revenues and Other Additions, Page 2


Fiscal Year: July 1, 2021 - June 30, 2022			
Line No.	Source of funds	Current year amount	Prior year amount
<u>Nonoperating Revenues</u>			
10	Federal <u>appropriations</u>	<input type="text"/>	0
11	State <u>appropriations</u>	67,236,552	57,752,719
12	<u>Local appropriations, education district taxes, and similar support</u>	<input type="text"/>	0
<u>Grants-nonoperating</u>			
13	Federal nonoperating grants Do NOT include Federal Direct Student Loans	19,821,893	22,530,361
14	State nonoperating grants	<input type="text"/>	0
15	Local government nonoperating grants	<input type="text"/>	0
16	<u>Gifts, including contributions from affiliated organizations</u>	813,104	542,206
17	<u>Investment income</u>	163,815	49,318
18	Other nonoperating revenues CV=[B19-(B10+...+B17)]	1,361,265	1,322,028
19	Total nonoperating revenues	89,396,629	82,196,632
27	Total operating and nonoperating revenues CV=[B19+B09]	150,784,921	145,971,922
28	<u>12-month Student FTE from E12</u>	3,759	4,001
29	Total operating and nonoperating revenues per student FTE CV=[B27/B28]	40,113	36,484

Institution: Eastern Connecticut State University (129215)

User ID: P1292151

Part B - Revenues and Other Additions, Page 3

Fiscal Year: July 1, 2021 - June 30, 2022			
Line No.	Source of funds	Current year amount	Prior year amount
Other Revenues and Additions			
20	Capital appropriations	<input type="text" value="6,605,881"/>	2,178,214
21	Capital grants and gifts	<input type="text"/>	0
22	Additions to permanent endowments	<input checked="" type="checkbox"/> <input type="text"/>	0
23	Other revenues and additions CV=[B24-(B20+...+B22)]	0	0
24	Total other revenues and additions CV=[B25-(B9+B19)]	6,605,881	2,178,214
25	Total all revenues and other additions	<input type="text" value="157,390,802"/>	148,150,136

 You may use the box below to provide additional context for the data you have reported above. Context notes will be posted on the College Navigator website. Therefore, you should write all context notes using proper grammar (e.g., complete sentences with punctuation) and common language that can be easily understood by students and parents (e.g., spell out acronyms).

Institution: Eastern Connecticut State University (129215)

User ID: P1292151

Part C-1 - Expenses and Other Deductions by Functional Classification

Fiscal Year: July 1, 2021 - June 30, 2022

Report Total Operating AND Nonoperating Expenses in this section

Line No.	Expense: Functional Classifications	Total amount	Prior Year Total Amount	Salaries and wages	Prior Year Salaries and wages
		(1)		(2)	
01	<u>Instruction</u>	64,366,826	62,303,231	26,438,945	25,857,311
02	<u>Research</u>	2,472,608	2,363,164	852,287	836,964
03	<u>Public service</u>	3,763,768	3,547,080	1,365,225	1,363,086
05	<u>Academic support</u>	16,706,499	16,338,646	5,949,613	5,918,536
06	<u>Student services</u>	21,761,406	19,993,952	8,062,286	7,455,456
07	<u>Institutional support</u>	21,373,611	18,925,036	16,915,713	15,485,195
10	<u>Scholarships and fellowships expenses, net of discounts and allowances (from Part E-1, line 11)</u>	14,649,400	11,036,826		
11	<u>Auxiliary enterprises</u>	13,451,031	12,604,708	2,079,080	2,174,015
12	<u>Hospital services</u>		0		0
13	<u>Independent operations</u>		0		0
14	Other Functional Expenses and deductions CV =[C19-(C01+...+C13)]	1	0	0	0
19	Total expenses and deductions	158,545,150	147,112,643	61,663,149	59,090,563


Institution: Eastern Connecticut State University (129215)

User ID: P1292151

Part C-2 - Expenses and Other Deductions by Natural Classification

Fiscal Year: July 1, 2021 - June 30, 2022

Line No.	Expense: Natural Classifications	Total Amount	Prior year amount
19-2	Salaries and Wages(from Part C-1,Column 2 line 19)	61,663,149	59,090,563
19-3	Benefits	42,837,764	41,752,019
19-4	Operation and Maintenance of Plant (as a natural expense)	28,219,295	25,206,083
19-5	Depreciation	16,295,287	16,286,681
19-6	Interest	0	0
19-7	Other Natural Expenses and Deductions CV=[C19-1 - (C19-2 + ... + C19-6)]	9,529,655	4,777,297
19-1	Total Expenses and Deductions (from Part C-1, Line 19)	158,545,150	147,112,643
20-1	12-month Student FTE (from E12 survey)	3,759	4,001
21-1	Total expenses and deductions per student FTE CV=[C19-1/C20-1]	42,177	36,769

 You may use the box below to provide additional context for the data you have reported above. Context notes will be posted on the College Navigator website. Therefore, you should write all context notes using proper grammar (e.g., complete sentences with punctuation) and common language that can be easily understood by students and parents (e.g., spell out acronyms).

Institution: Eastern Connecticut State University (129215)


User ID: P1292151

Part H - Details of Endowment Net Assets

Fiscal Year: July 1, 2021 - June 30, 2022

Include not only endowment net assets held by the institution, but any assets held by private foundations affiliated with the institution.

Line No.	Value of Endowment Net Assets	Market Value	Prior Year Amounts
01	Value of endowment net assets at the beginning of the fiscal year	18,987,957	16,382,515
02	Value of endowment net assets at the end of the fiscal year	16,569,400	18,987,957
03	Change in value of endowment net assets CV=[H02-H01]	-2,418,557	2,605,442
03a	New gifts and additions	677,490	420,847
03b	Endowment net investment return	-1,870,891	3,059,247
03c	Spending distribution for current use	-1,225,156	-874,652
03d	Other CV=[H03-(H03a+H03b+H03c)]	0	0

 You may use the box below to provide additional context for the data you have reported above. Context notes will be posted on the College Navigator website. Therefore, you should write all context notes using proper grammar (e.g., complete sentences with punctuation) and common language that can be easily understood by students and parents (e.g., spell out acronyms).


Institution: Eastern Connecticut State University (129215)

User ID: P1292151

Part N - Financial Health

Fiscal Year: July 1, 2021 - June 30, 2022

Line No.	Description (If your institution is a parent institution then the amounts reported should include ALL of your child institutions. Include amounts for the institution's GASB and FASB component units.)	Current year amount	Prior year amount
01	Operating income (Loss) + net nonoperating revenues (expenses)	0	0
02	Operating revenues + nonoperating revenues	0	0
03	Change in net position	0	0
04	Net position	0	0
05	Expendable net assets	0	0
06	Plant-related debt	0	0
07	Total expenses	0	0

 You may use the box below to provide additional context for the data you have reported above. Context notes will be posted on the College Navigator website. Therefore, you should write all context notes using proper grammar (e.g., complete sentences with punctuation) and common language that can be easily understood by students and parents (e.g., spell out acronyms).

Physical plant debt is not held at the University level. All debt is held at the System Office and State level. Because we do not carry the plant fund debt, the CFI cannot be calculated for our institution.

Institution: Eastern Connecticut State University (129215)


User ID: P1292151

Part J - Revenue Data for the Census Bureau

Fiscal Year: July 1, 2021 - June 30, 2022

Source and type		Amount				
		Total for all funds and operations (includes endowment funds, but excludes component units)	Education and general/independent operations	Auxiliary enterprises	Hospitals	Agriculture extension/experiment services
		(1)	(2)	(3)	(4)	(5)
01	Tuition and fees	47,706,383	47,706,383			
02	Sales and services	26,747,911	<input type="text"/>	26,747,911		<input type="text"/>
03	Federal grants/contracts (excludes Pell Grants)	503,346	<input type="text" value="503,346"/>	<input type="text"/>	<input type="text"/>	<input type="text"/>
Revenue from the state government:						
04	State appropriations, current & capital	73,842,433	<input type="text" value="73,842,433"/>	<input type="text"/>	<input type="text"/>	<input type="text"/>
05	State grants and contracts	1,502,629	<input type="text" value="1,502,629"/>	<input type="text"/>	<input type="text"/>	<input type="text"/>
Revenue from local governments:						
06	Local appropriation, current & capital	0	<input type="text"/>	<input type="text"/>	<input type="text"/>	<input type="text"/>
07	Local government grants/contracts	0	<input type="text"/>	<input type="text"/>	<input type="text"/>	<input type="text"/>

08	Receipts from property and non-property taxes	<input type="text"/>	
09	Gifts and private grants, NOT including capital grants	<input type="text" value="1,399,074"/>	
10	Interest earnings	<input type="text" value="163,815"/>	
11	<u>Dividend earnings</u>	<input type="text"/>	
12	<u>Realized capital gains</u>	<input type="text"/>	

 You may use the box below to provide additional context for the data you have reported above. Context notes will be posted on the College Navigator website. Therefore, you should write all context notes using proper grammar (e.g., complete sentences with punctuation) and common language that can be easily understood by students and parents (e.g., spell out acronyms).


Institution: Eastern Connecticut State University (129215)

User ID: P1292151

Part K - Expenditure Data for the Census Bureau

Fiscal Year: July 1, 2021 - June 30, 2022

Category		Total for all funds and operations (includes endowment funds, but excludes component units)	Education and general/ independent operations	Auxiliary enterprises	Hospitals	Agriculture extension/ experiment services
		(1)	(2)	(3)	(4)	(5)
02	Employee benefits, total	42,837,764	<input type="text" value="41,308,025"/>	<input type="text" value="1,529,739"/>	<input type="text"/>	<input type="text"/>
03	Payment to state retirement funds (may be included in line 02 above)	0	<input type="text"/>	<input type="text"/>	<input type="text"/>	<input type="text"/>
04	Current expenditures including salaries	119,246,844	<input type="text" value="109,404,632"/>	<input type="text" value="9,842,212"/>	<input type="text"/>	<input type="text"/>
Capital outlays						
05	Construction	5,658,975	<input type="text" value="5,658,975"/>	<input type="text"/>	<input type="text"/>	<input type="text"/>
06	Equipment purchases	3,282,127	<input type="text" value="3,282,127"/>	<input type="text"/>	<input type="text"/>	<input type="text"/>
07	Land purchases	0	<input type="text"/>	<input type="text"/>	<input type="text"/>	<input type="text"/>
08	Interest on debt outstanding, all funds and activities	<input type="text"/>				

 You may use the box below to provide additional context for the data you have reported above. Context notes will be posted on the College Navigator website. Therefore, you should write all context notes using proper grammar (e.g., complete sentences with punctuation) and common language that can be easily understood by students and parents (e.g., spell out acronyms).


Institution: Eastern Connecticut State University (129215)

User ID: P1292151

Part L - Debt and Assets for Census Bureau, page 1

Fiscal Year: July 1, 2021 - June 30, 2022

Debt		Amount
	Category	
01	Long-term debt outstanding at beginning of fiscal year	<input type="text"/>
02	Long-term debt issued during fiscal year	<input type="text" value="252,383"/>
03	Long-term debt retired during fiscal year	<input type="text" value="20,476"/>
04	Long-term debt outstanding at end of fiscal year	<input type="text" value="201,906"/>
05	Short-term debt outstanding at beginning of fiscal year	<input type="text"/>
06	Short-term debt outstanding at end of fiscal year	<input type="text"/>

 You may use the box below to provide additional context for the data you have reported above. Context notes will be posted on the College Navigator website. Therefore, you should write all context notes using proper grammar (e.g., complete sentences with punctuation) and common language that can be easily understood by students and parents (e.g., spell out acronyms).

Institution: Eastern Connecticut State University (129215)


User ID: P1292151

Part L - Debt and Assets for Census Bureau, page 2

Fiscal Year: July 1, 2021 - June 30, 2022

Assets

Category		Amount
07	Total cash and security assets held at end of fiscal year in sinking or debt service funds	<input type="text"/>
08	Total cash and security assets held at end of fiscal year in bond funds	<input type="text"/>
09	Total cash and security assets held at end of fiscal year in all other funds	55,217,647

 You may use the box below to provide additional context for the data you have reported above. Context notes will be posted on the College Navigator website. Therefore, you should write all context notes using proper grammar (e.g., complete sentences with punctuation) and common language that can be easily understood by students and parents (e.g., spell out acronyms).

Institution: Eastern Connecticut State University (129215)

User ID: P1292151

Prepared by

Prepared by

Reporting Reminders:

- The name of the preparer is being collected so that we can follow up with the appropriate person in the event that there are questions concerning the data.
- The Keyholder will be copied on all email correspondence to other preparers.
- The time it took to prepare this component is being collected so that we can continue to improve our estimate of the reporting burden associated with IPEDS.
- Please include in your estimate the time it took for you to review instructions, query and search data sources, complete and review the component, and submit the data through the Data Collection System.
- Thank you for your assistance.

This survey component was prepared by:

<input type="radio"/>	Keyholder	<input type="radio"/>	SFA Contact	<input type="radio"/>	HR Contact
<input checked="" type="radio"/>	Finance Contact	<input type="radio"/>	Academic Library Contact	<input type="radio"/>	Other

Name:

Email:

How many staff from your institution only were involved in the data collection and reporting process of this survey component?

Number of Staff (including yourself)

How many hours did you and others from your institution only spend on each of the steps below when responding to this survey component?
Exclude the hours spent collecting data for state and other reporting purposes.

Staff member	Collecting Data Needed	Revising Data to Match IPEDS Requirements	Entering Data	Revising and Locking Data
Your office	<input type="text" value="100.00"/> hours	<input type="text" value="30.00"/> hours	<input type="text" value="1.00"/> hours	<input type="text" value="4.00"/> hours
Other offices	<input type="text"/> hours	<input type="text"/> hours	<input type="text"/> hours	<input type="text"/> hours

Institution: Eastern Connecticut State University (129215)

User ID: P1292151

Summary

Finance Survey Summary

IPEDS collects important information regarding your institution. All data reported in IPEDS survey components become available in the IPEDS Data Center and appear as aggregated data in various Department of Education reports. Additionally, some of the reported data appears specifically for your institution through the College Navigator website and is included in your institution's Data Feedback Report (DFR). The purpose of this summary is to provide you an opportunity to view some of the data that, when accepted through the IPEDS quality control process, will appear on the College Navigator website and/or your DFR. College Navigator is updated approximately three months after the data collection period closes and Data Feedback Reports will be available through the [Data Center](#) and sent to your institution's CEO in November 2023.

Please review your data for accuracy. If you have questions about the data displayed below after reviewing the data reported on the survey screens, please contact the IPEDS Help Desk at: 1-877-225-2568 or ipedshelp@rti.org.

Core Revenues			
Revenue Source	Reported values	Percent of total core revenues	Core revenues per FTE enrollment
Tuition and fees	\$31,998,579	24%	\$8,513
State appropriations	\$67,236,552	51%	\$17,887
Local appropriations	\$0	0%	\$0
Government grants and contracts	\$22,413,837	17%	\$5,963
Private gifts, grants, and contracts	\$813,104	1%	\$216
Investment income	\$163,815	0%	\$44
Other core revenues	\$8,017,004	6%	\$2,133
Total core revenues	\$130,642,891	100%	\$34,755
Total revenues	\$157,390,802	N/A	\$41,870

Other core revenues include federal appropriations; sales and services of educational activities; other operating and nonoperating sources; and other revenues and additions (e.g., capital appropriations, capital grants and gifts, etc.). Core revenues exclude revenues from auxiliary enterprises (e.g., bookstores, dormitories), hospitals, and independent operations. For institutions reporting in Full parent/child relationships, core revenues per FTE enrollment amounts will not be allocated to child institutions.

Core Expenses			
Expense function	Reported values	Percent of total core expenses	Core expenses per FTE enrollment
Instruction	\$64,366,826	44%	\$17,123

Research	\$2,472,608	2%	\$658
Public service	\$3,763,768	3%	\$1,001
Academic support	\$16,706,499	12%	\$4,444
Institutional support	\$21,373,611	15%	\$5,686
Student services	\$21,761,406	15%	\$5,789
Other core expenses	\$14,649,401	10%	\$3,897
Total core expenses	\$145,094,119	100%	\$38,599
Total expenses	\$158,545,150	N/A	\$42,177

Other core expenses include scholarships and fellowships, net of discounts and allowances, and other expenses. Core expenses exclude expenses from auxiliary enterprises (e.g., bookstores, dormitories), hospitals, and independent operations. For institutions reporting in Full parent/child relationships, core expenses per FTE enrollment amounts will not be allocated to child institutions.

Calculated value

	Calculated value
FTE enrollment	3,759

The full-time equivalent (FTE) enrollment used in this report is the sum of the institution's FTE undergraduate enrollment and FTE graduate enrollment (as calculated from or reported on the 12-month Enrollment component). FTE is estimated using 12-month instructional activity (credit and/or clock hours). All doctor's degree students are reported as graduate students.

Institution: Eastern Connecticut State University (129215)

User ID: P1292151

Edit Report

Finance

Source	Description	Severity	Resolved	Options
Screen: Changes to Net Position				
Screen Entry	The calculated amount of change in net position during the year in Part D (line 03) is expected to be greater than zero. Please confirm that the data reported are correct. (Error #5202)	Confirmation	Yes	
Screen: Scholarships & Fellowships				
Screen Entry	The amount reported is outside the expected range of between 1,613,224 and 4,839,670 when compared with the prior year value. Please correct your data or explain. (Error #5301)	Explanation	Yes	
Reason	This increase is due to HEERF-3 (CARES)			
Screen: Revenues Part 3				
Screen Entry	The amount of additions to permanent endowments reported in Part B (line 22) should not be zero or blank. Please confirm that the data reported are correct. (Error #5231)	Confirmation	Yes	
Related Screens	Revenues Part 3			