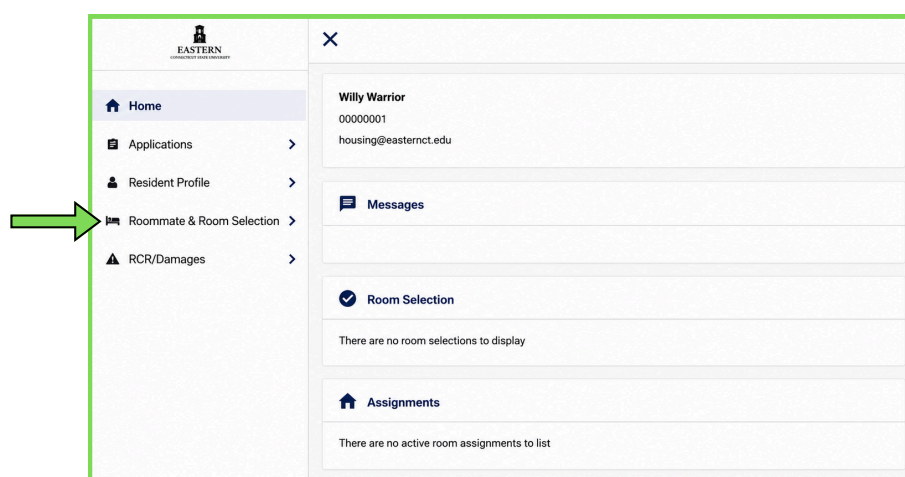


ROOMMATE MATCHING: SENDING A REQUEST

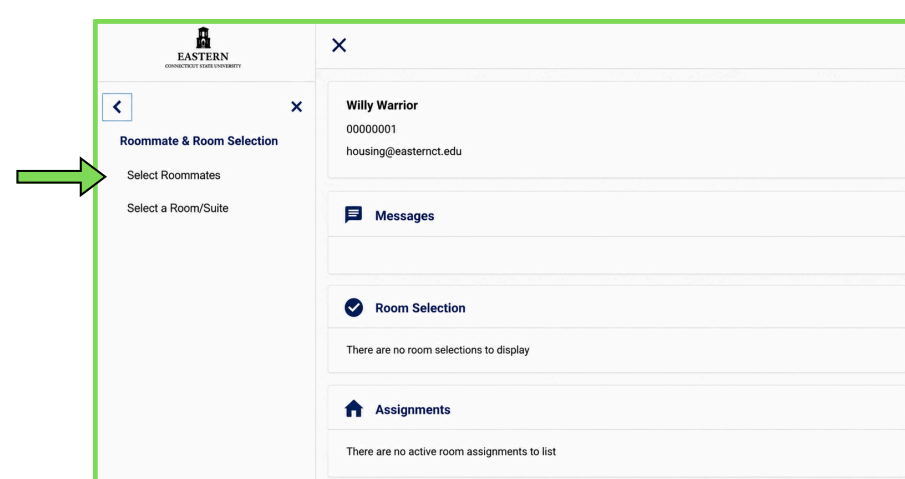
**DEADLINE TO FINALIZE ROOMMATE GROUPS:
JULY 5TH AT 11:59PM**

1. Login to the MyHousing Portal

2. Click "ROOMMATE & HOUSING SELECTION"

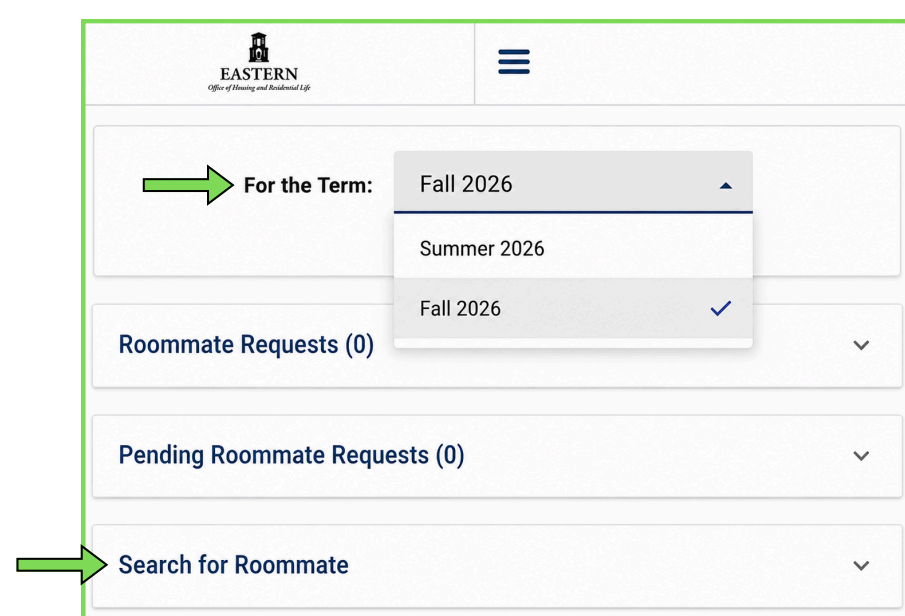


3. Click "SELECT ROOMMATES"



4. Select "FALL 2026" from the drop-down menu.

After selecting the term, the "SEARCH FOR ROOMMATE" function will appear.



5. Search for roommates by:

Search for Roommate

Their name if you already know them!

My roommate's first name is:

My roommate's last name is:

-OR-

The attributes you'd like in a roommate if you DO NOT already know them.

I prefer a roommate who keeps their room:

I'd like my roommate to typically go to bed:

I'm okay with my roommate being a smoker:

Begin Search

6. After entering either a name OR the attributes, click "BEGIN SEARCH"

Search for Roommate

My roommate's first name is:

My roommate's last name is:

I prefer a roommate who keeps their room:

I'd like my roommate to typically go to bed:

I'm okay with my roommate being a smoker:

Begin Search

7. When you find your roommate, click "REQUEST ROOMMATE".

If you cannot find the person you're looking for, it's likely they have not submitted their Housing Application and/or their Housing Deposit.

Search Results (7)

My roommate's first name is: : Walter
My roommate's last name is: : Warrior
My roommate is a (sophomore, junior, senior, or grad student): :
My preferred roommates keeps their room: : I tend to keep my room clean and tidy.
My preferred roommate wakes up: : Prior to 6am
My preferred roommate goes to sleep: : 10pm - 12am
My preferred roommate's personality is: : Quiet, Reserved, Introverted
My preferred roommate: : Non-Smoker
Profile: This student has not filled out a profile

Request Roommate

8. You have now sent a roommate request!

The roommate requests you send will appear at the top of the page.

The students you request must now login to the MyHousing Portal to respond to your request.

Roommate Requests (3)

	Name
⋮	Warrior, Walter
⋮	Warrior, Wayne
⋮	Warrior, Wyatt

Unmatched Roommates:

- Walter Warrior has not requested Willy Warrior
- Wayne Warrior has not requested Willy Warrior
- Wyatt Warrior has not requested Willy Warrior
- Wayne Warrior has not requested Walter Warrior
- Wyatt Warrior has not requested Wayne Warrior
- Walter Warrior has not requested Wayne Warrior
- Wyatt Warrior has not requested Wayne Warrior
- Walter Warrior has not requested Wyatt Warrior
- Wayne Warrior has not requested Wyatt Warrior

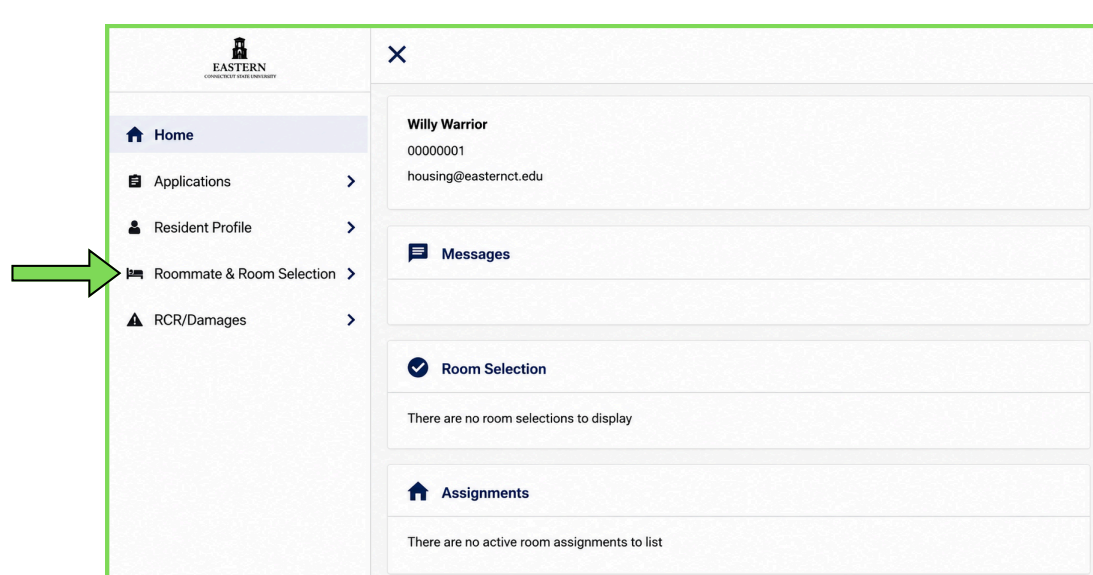


ROOMMATE MATCHING: RESPONDING TO A REQUEST

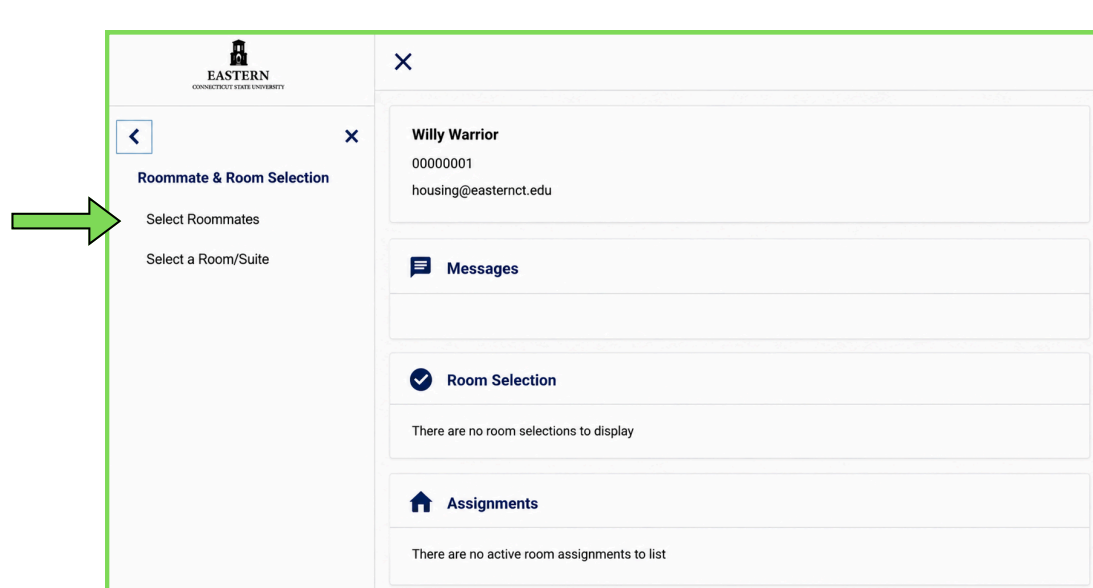
DEADLINE TO FINALIZE ROOMMATE GROUPS: JULY 5TH AT 11:59PM

1. Login to the MyHousing Portal

2. Click "ROOMMATE & HOUSING SELECTION"

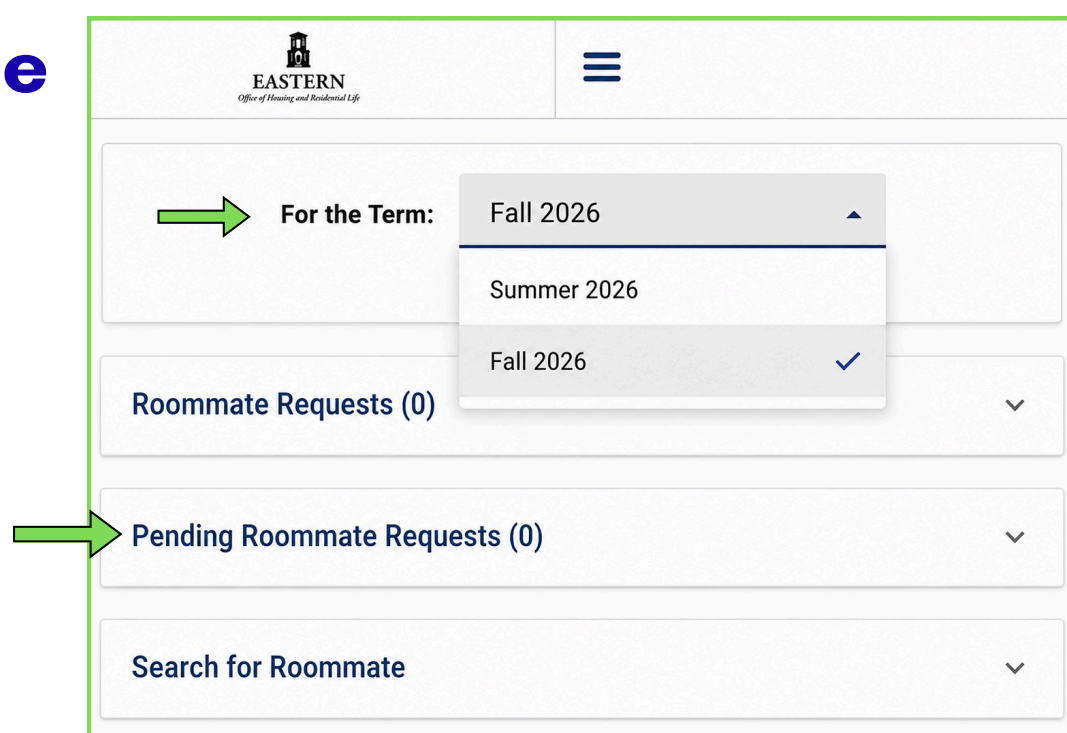


3. Click "SELECT ROOMMATES".



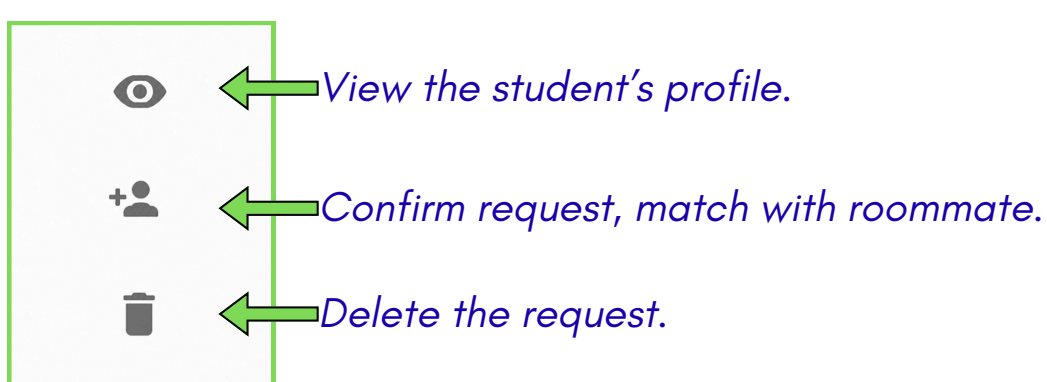
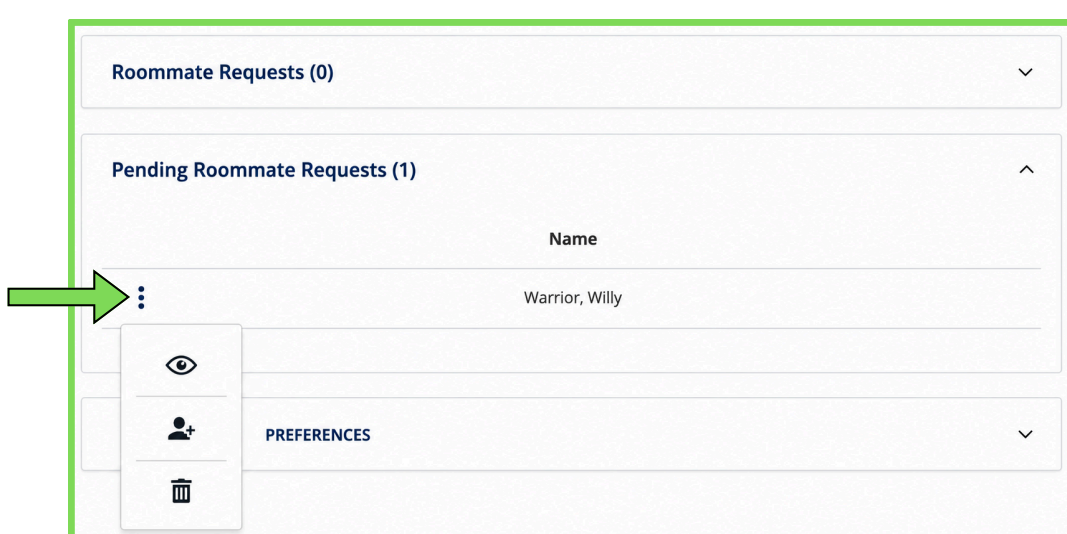
4. Select "FALL 2026" from the drop-down menu.

*After selecting the term,
click "PENDING
ROOMMATE REQUESTS".*



5. Click on the THREE DOTS next to the student's name and select an action icon.

*After clicking the three dots,
the action icons will
appear.*



6. After EVERYONE in a roommate group sends a request and responds to all requests, you will have a "Your roommate group is fully matched" message.



ADDITIONAL REMINDERS:

Every member of a roommate group must send and respond to roommate requests to one another.

Every member of a roommate group should check their roommate request page to make sure everyone has a "YOUR ROOMMATE GROUP IS FULLY MATCHED" message and has the same roommates listed.

Every member of a roommate group needs to have the same residence hall preferences.

If anyone in a group does not follow these steps, the group will not be placed in the same housing assignment.

