

The Relationship between Sexual and Gender Identity Affirmation on Perceived Campus Safety and Climate

Emma Meyers | Eastern Connecticut State University

Introduction

The LGBTQ+ community faces various struggles, often based on how the world views them and how they view themselves

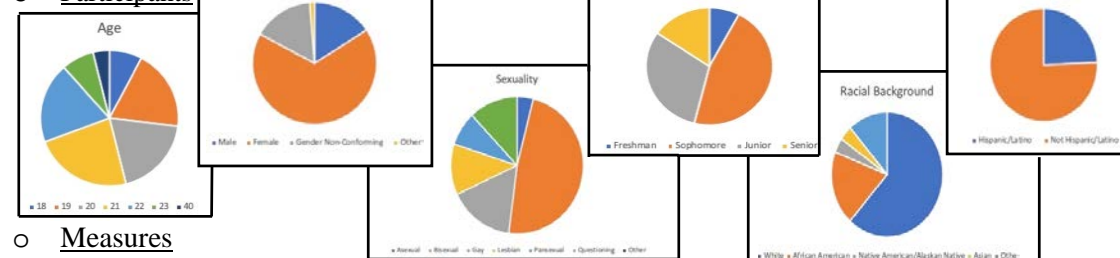
- Almost all (around 91% of all sexual/gender minority people report hearing slurs towards their identity, taking a toll on their view of themselves, their environments, and their safety (Norris et al., 2018).
- Many LGBTQ+ individuals hide their identity out of fear for their safety or nervousness for how people will react (Tetreault et al., 2013).

Hypothesis(es)

1. Identity Affirmation and Campus Safety will be positively correlated
2. Identity Affirmation and Campus Climate will be positively correlated
3. Campus Safety and Campus Climate will be positively correlated

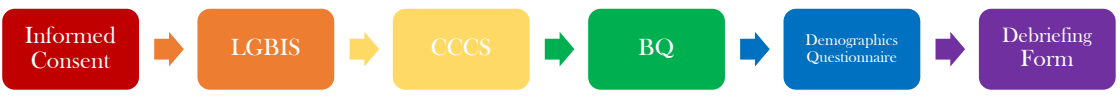
Methods

Participants



Measures

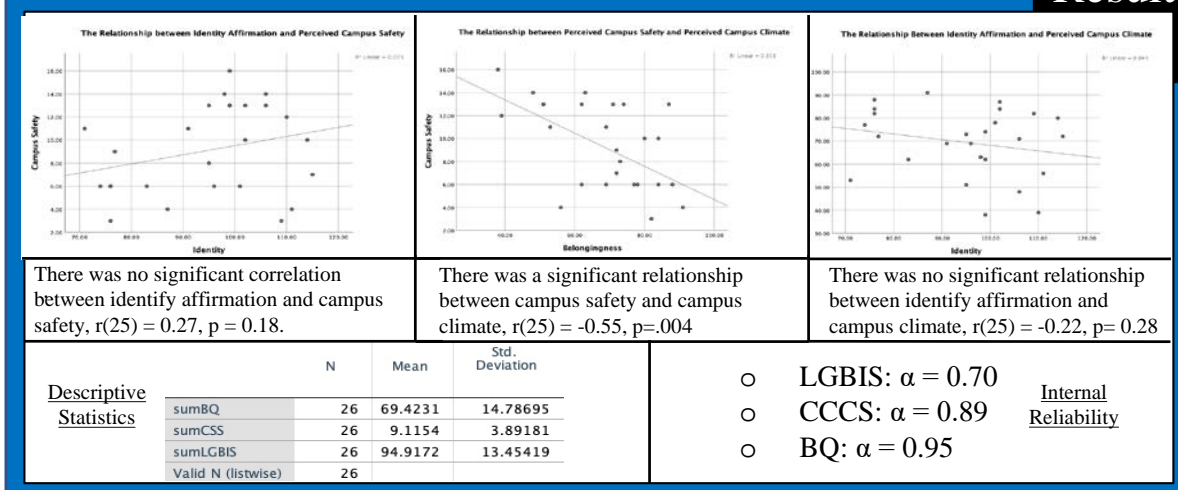
- Lesbian, Gay, and Bisexual Identity Scale (LGBIS, Mohr & Kendra, 2011)
- Perceptions of the LGBTQ College Campus Climate Scale (CCCS, Szymanski & Bissonette, 2020)
- Belongingness Questionnaire (BQ, Slaten et al., 2018)



References

- Mohr, J. J., & Kendra, M. S. (2011). Lesbian, Gay, and Bisexual Identity Scale. *PsycTESTS Dataset*. <https://doi.org/10.1037/a03703-000>
- Norris, A. L., McGuire, J. K., & Stolz, C. (2018). Direct and indirect experiences with heterosexism: How slurs impact all students. *Applied Developmental Science*, 22(2), 154–167. <https://doi.org/10.1080/10888691.2016.1245101>
- Slaten, C. D., Elison, Z. M., Deemer, E. D., Hughes, H. A., & Shemwell, D. A. (2018). University Belonging Questionnaire. *PsycTESTS*. <https://doi.org/10.1037/a75836-000>
- Szymanski, D. M., & Bissonette, D. (2020). Perceptions of the LGBTQ College Campus Climate Scale. *PsycTESTS*. <https://doi.org/10.1037/a77287-000>
- Tetreault, P. A., Fette, R., Meidlinger, P. C., & Hope, D. (2013). Perceptions of campus climate by sexual minorities. *Journal of Homosexuality*, 60(7), 947-964. <https://doi.org/10.1080/00918369.2013.774874>

Result



Discussion

Hypotheses

- There was only one significant relationship between Campus Climate and Campus Safety, which was negative
 - No hypotheses were supported

Limitations

- Sample Population
 - 65% female, 61.50% Caucasian, 69.20% Non-Hispanic, average age 21 years old
 - All undergraduate students, mostly psychology
- LGBTQ+ representation
 - This sample was presented to the LGBTQ+ population at Eastern, which does not represent the LGBTQ+ community throughout the rest of the United States.

Major Conclusion

- Overall, there still needs to be much more research done into sexual and gender minority perspectives

Future Research

- Examine the LGBTQ+ of different generations to look at the generational gap
- Examine the LGBTQ+ youth into adulthood and their experiences as an LGBTQ+ person

Other Research

- This research goes against other research, which support a positive relationship between the three variables (Norris et al., 2018).