

Download Visual Studio code for Use

1)

Go to the Azure software portal to download Visual Studio code. You can either search for it or use the link below.

https://portal.azure.com/?Microsoft_Azure_Education_correlationId=a3ae3768-c702-4e9e-b75d-8c2f8ceb0758&Microsoft_Azure_Education_newA4E=true&Microsoft_Azure_Education_asoSubGuid=9a0f882f-0560-41a3-b302-8f584ec64653#view/Microsoft_Azure_Education/EducationMenuBlade/~-/software

Windows 10 Education, version 22H2	Operating System	Windows	64 bit
Windows 10 Education N, version 22...	Operating System	Windows	64 bit
Windows 11 Education, version 22H...	Operating System	Windows	64 bit
Windows 11 Education N, version 22...	Operating System	Windows	64 bit
System Center Data Protection Mana...	Operating System	Windows	64 bit
System Center Operations Manager ...	Operating System	Windows	64 bit
System Center Orchestrator 2022	Operating System	Windows	64 bit
System Center Service Manager 2022	Operating System	Windows	64 bit
System Center Virtual Machine Mana...	Operating System	Windows	64 bit
Visio Professional 2021	Productivity Tools	Windows	64 bit
Visio Professional 2019	Productivity Tools	Windows	64 bit
Visio Professional 2016	Productivity Tools	Windows	64 bit
Visual Studio 2019 for Mac	Developer Tools	Mac	64 bit
Visual Studio Code	Developer Tools	Windows	64 bit
Visual Studio Community 2019 (versi...	Developer Tools	Windows	64 bit
Visual Studio for Mac	Developer Tools	Mac	64 bit
Access 2016	Database	Windows	64 bit
Windows 10, version 2004 or 20H2 L...	Operating System	Windows	64 bit
Windows 10, version 2004 or 20H2 1...	Operating System	Windows	64 bit



Visual Studio Code

Visual Studio Code is a free, open-source code editor with powerful debugging, code navigation, and testing capabilities. It's free, powerful, and supports thousands of extensions. It's great for building apps, supports nearly every programming language on macOS, Windows, and Linux.

Operating System
Windows

Product language
Multilanguage

System
64 bit

Help improve this page

Download


Cancel

2)

Choose the Operating System you are running

Download Visual Studio Code

Free and built on open source. Integrated Git, debugging and extensions.



↓ Windows

Windows 10, 11

User Installer	x64	x86	Arm64
System Installer	x64	x86	Arm64
.zip	x64	x86	Arm64
CLI	x64	x86	Arm64



↓ .deb

Debian, Ubuntu

↓ .rpm

Red Hat, Fedora, SUSE

.deb	x64	Arm32	Arm64
.rpm	x64	Arm32	Arm64
.tar.gz	x64	Arm32	Arm64
Snap	Snap Store		
CLI	x64	Arm32	Arm64



↓ Mac

macOS 10.11+

.zip	Intel chip	Apple silicon	Universal
CLI	Intel chip	Apple silicon	

Open your download once complete

Downloads



VSCoDeUserSetup-x64-1.81.1.exe

[Open file](#)

Accept the agreement and click next

Setup - Microsoft Visual Studio Code (User)



License Agreement

Please read the following important information before continuing.

Please read the following License Agreement. You must accept the terms of this agreement before continuing with the installation.

This license applies to the Visual Studio Code product. Source Code for Visual Studio Code is available at <https://github.com/Microsoft/vscode> under the MIT license agreement at <https://github.com/microsoft/vscode/blob/main/LICENSE.txt>. Additional license information can be found in our FAQ at <https://code.visualstudio.com/docs/supporting/faq>.

MICROSOFT SOFTWARE LICENSE TERMS

MICROSOFT VISUAL STUDIO CODE

- I accept the agreement
- I do not accept the agreement

Next >

Cancel

Confirm location download and click next

Setup - Microsoft Visual Studio Code (User)



Select Destination Location

Where should Visual Studio Code be installed?



Setup will install Visual Studio Code into the following folder.

To continue, click Next. If you would like to select a different folder, click Browse.

C:\Users\natha\AppData\Local\Programs\Microsoft VS Code

Browse...

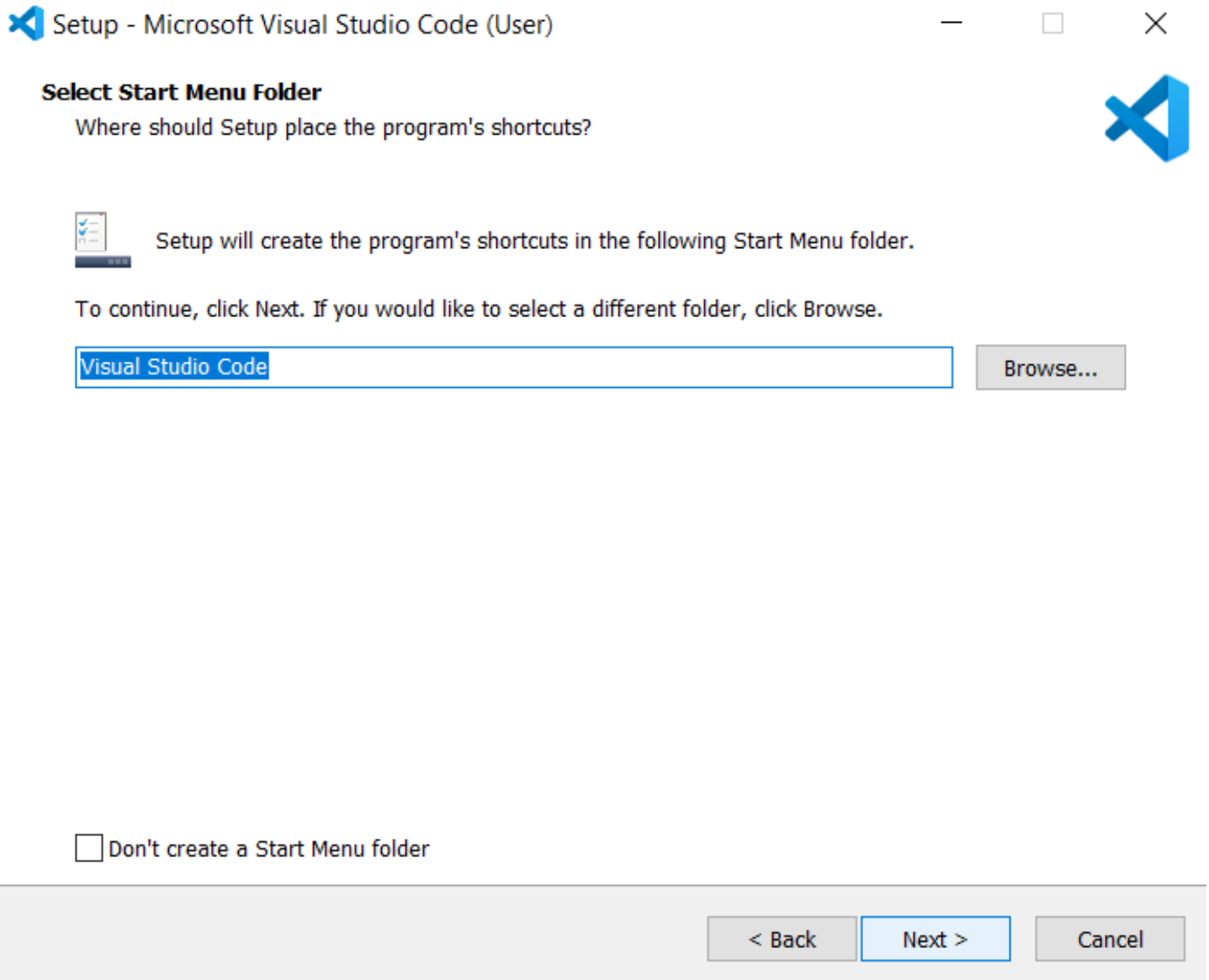
At least 344.5 MB of free disk space is required.

< Back

Next >

Cancel

This is what our default looked like, click next or make changes if you desire.



These what were selected by default, click next or make changes if desired

Setup - Microsoft Visual Studio Code (User) — □ ×

Select Additional Tasks

Which additional tasks should be performed?

Select the additional tasks you would like Setup to perform while installing Visual Studio Code, then click Next.

Additional icons:

Create a desktop icon

Other:

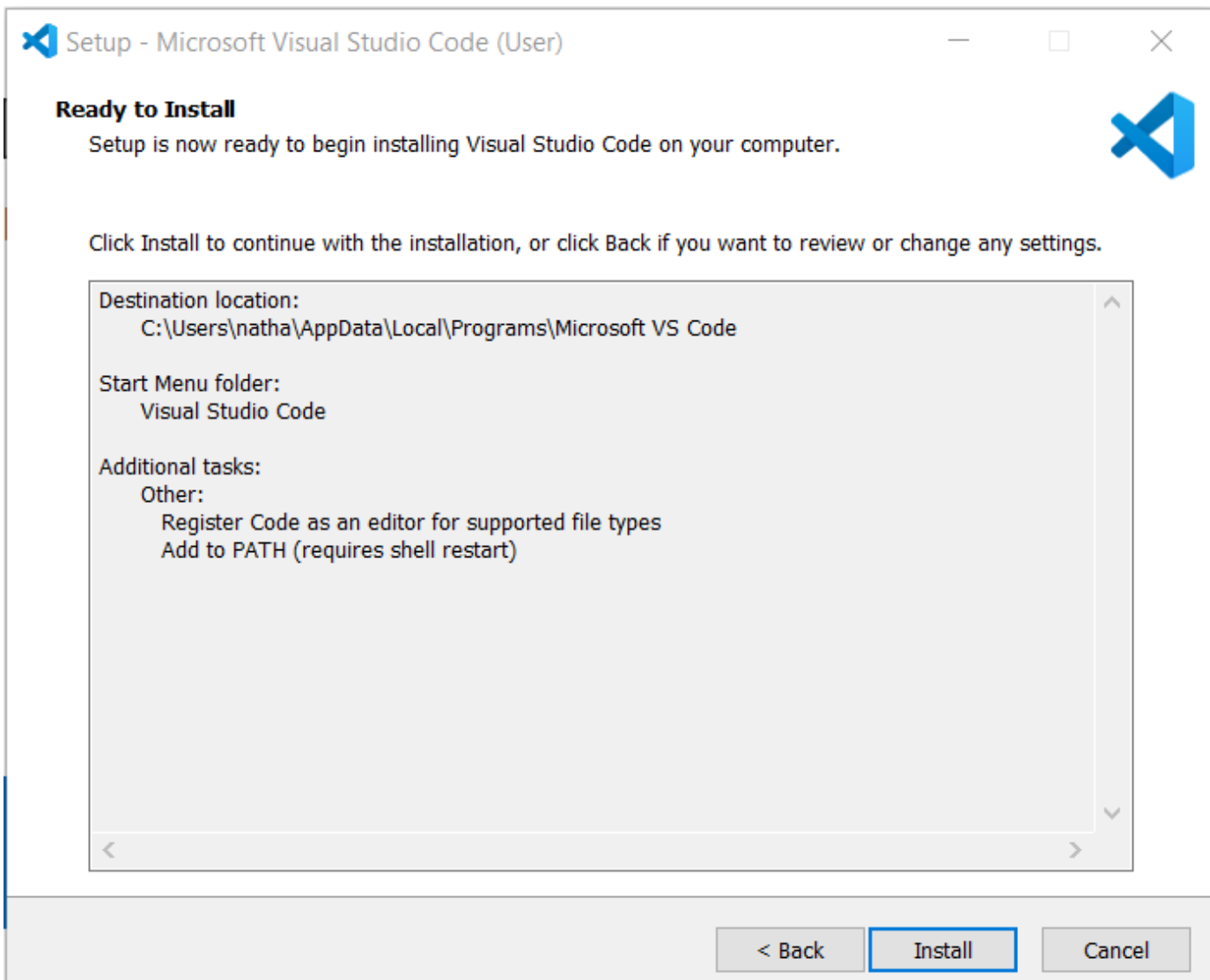
Add "Open with Code" action to Windows Explorer file context menu

Add "Open with Code" action to Windows Explorer directory context menu

Register Code as an editor for supported file types

Add to PATH (requires shell restart)

< Back Next > Cancel



Check the information over if everything looks okay. If yes, click install and wait.

After install finishes, click finish

You should be all set. No activation key is needed for this program