

Creating Your Password Reset Identity Profile

Step 1



Password Reset Identity Management Portal

Enter your username -
NOT your email address

Enter your Domain Username:

Go

Step 2



Password Reset Identity Management Portal

Enter your Domain Username:

Enter your Domain Password:

Continue

Enter your password →

Step 3



Password Reset Identity Management Portal

Enter your Domain Username:

Enter your Domain Password:

Click Continue 

Step 4



Password Reset Identity Management Portal

Portal Logon Identity - Introduction



New User Introduction

Welcome gilke -

The Enrollment Wizard Will Help You Create a New Personal Logon Identity for this System.

Please Read the Following Information Before Proceeding:

What does this system do for me? This system allows you to easily change your expiring domain password, reset your lost or forgotten domain password, or unlock your user account if it becomes locked out. It is very easy to use!

What do I do next? On the next page you will choose a Personal Security Image and a Security Word, which becomes your permanent new "Logon Identity" to this system. ** It is very important that you choose a Security Image and Security Word that is fun and easy for you to remember.

How do I log on here next time? When you return to this system in the future, simply enter your domain account user name on the main page, then log on with your chosen Security Image and Security Word. After you log on, you'll be able to change or reset your password, or unlock your account. Easy!

Please click the "Continue" button to begin setting up your Logon Identity for this system, or click "Cancel" to return to the main portal page.

Let's get started!

Continue

Cancel

READ

Step 5



Password Reset Identity Management Portal

Portal Logon Identity - Introduction



New User Introduction

Welcome gilke -

The Enrollment Wizard Will Help You Create a New Personal Logon Identity for this System.

Please Read the Following Information Before Proceeding:

What does this system do for me? This system allows you to easily change your expiring domain password, reset your lost or forgotten domain password, or unlock your user account if it becomes locked out. It is very easy to use!

What do I do next? On the next page you will choose a Personal Security Image and a Security Word, which becomes your permanent new "Logon Identity" to this system. ** It is very important that you choose a Security Image and Security Word that is fun and easy for you to remember.

How do I log on here next time? When you return to this system in the future, simply enter your domain account user name on the main page, then log on with your chosen Security Image and Security Word. After you log on, you'll be able to change or reset your password, or unlock your account. Easy!

Please click the "Continue" button to begin setting up your Logon Identity for this system, or click "Cancel" to return to the main portal page.

Click Continue

Continue

Cancel

Step 6



Password Reset Identity Management Portal

Portal Logon Identity Setup

> New Personal Logon Identity Setup > (Step 1 of 2)



Please select an easy-to-remember personal Security Image from the table below. Your selected Security Image will be part of your new login when you return to this system in the future. It is very important to choose an image that is easy for you to remember!



Choose an image and click on it


Cancel

Step 7



Password Reset Identity Management Portal

Portal Logon Identity Setup



 **> Setup (Step 2 of 2)**
Create your Security Word

Your Selected Image & Security Word will become your login to this system. Your Security Word must be at least 6 characters.

Create a Security Word that is fun & easy to remember:

Re-enter Security Word:

Finish

Back to Images

Cancel


Enter / re-enter your Security Word

Step 8




Password Reset Identity Management Portal

Portal Logon Identity Setup



> Setup (Step 2 of 2)
Create your Security Word
Your Selected Image & Security Word will become your login to this system. Your Security Word must be at least 6 characters.

Create a Security Word that is fun & easy to remember:
●●●●●●
Re-enter Security Word:
●●●●●●

Finish 
Back to Images

Cancel

Final Step



Password Reset Identity Management Portal

User Account Portal

✓ Successfully setup identity profile

Welcome Kevin Gill
Your Domain Password Expires in 88 Days
Domain Account Status: Normal
Portal Logon Identity Last Changed: 8/18/2010 9:50 AM
Domain Password Last Changed: 8/17/2010 8:40 AM

1) Note the info provided

Select an account activity from the list below:

Change My Password

Change Portal Login

Submit Help Request

Log Off / Exit

2) Click the appropriate button