




Selected Characteristics of the Class of 2010

Preliminary Findings from the Pre-
Graduation Survey; Conducted Spring
2010



Administration of the 2010 Pre-Graduation Survey

- All respondents were provided a paper survey and asked to complete it with a pencil
- 176 students responded; this constitutes roughly 17% of the 2009-10 undergraduate completers at Eastern

Eastern Connecticut State University

“Connecticut’s Public Liberal Arts University”



Employment Picture for the Class of 2010

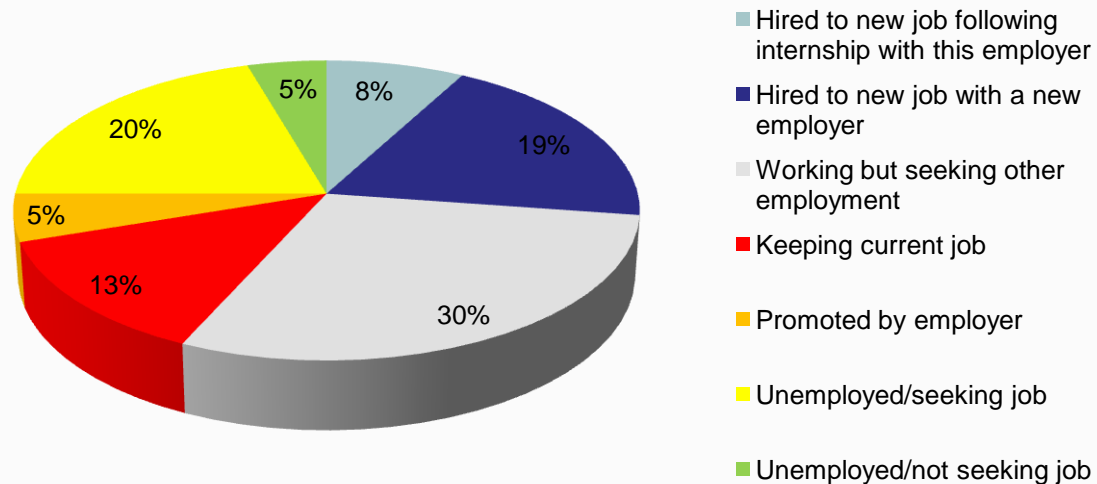
Class of 2010 Employment Status

Source: 2010 Pre-Graduation Survey



- ◆ About 3 out of 4 (75%) have firm plans to work immediately following graduation. 25% are still looking for employment.

Which of the following best suits your employment status?

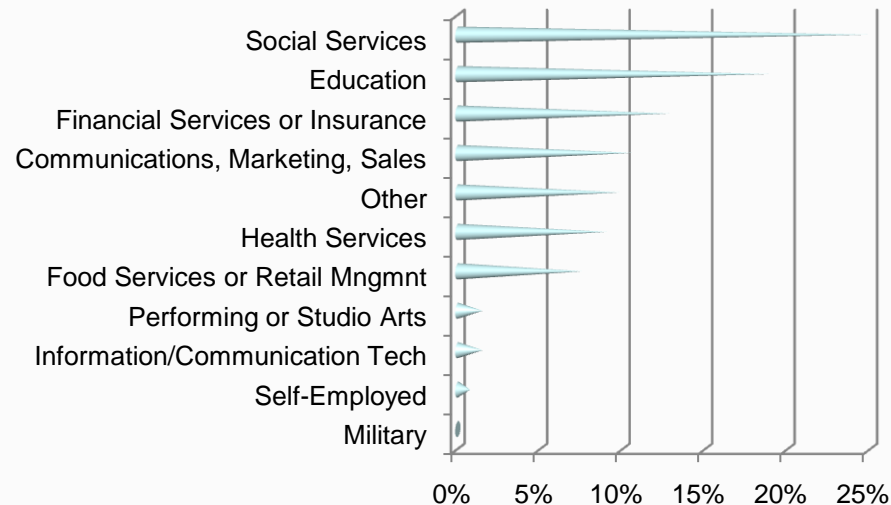




- ◆ The largest segment (25%) of the graduates with employment positions will be working in social services. Almost as many (19%) will be working in Education.

Which of the following best describes your employer?

(Base: Includes graduates that secured a new position and those that will be immediately continuing with their existing employer)



Eastern Connecticut State University

“Connecticut’s Public Liberal Arts University”



Academic Plans for Fall 2010

Class of 2010 Academic Plans

Source: 2010 Pre-Graduation Survey



- ◆ Approximately half (57%) will be pursuing additional education next year. About 44% are enrolled in a program leading to a graduate degree, and 5% are working toward teacher certification.

Which of the following best reflects your plans for further education next Fall...?

