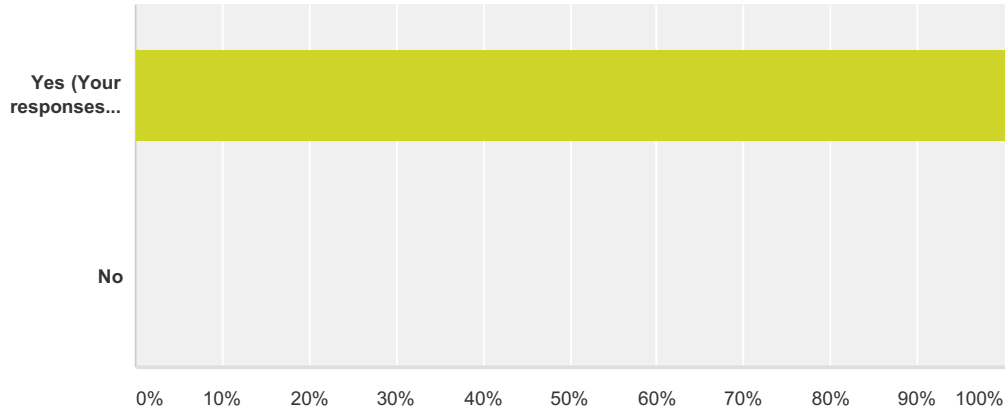


Q1 Have you hired an Eastern graduate from one of the University's teacher certification programs?

Answered: 7 Skipped: 0



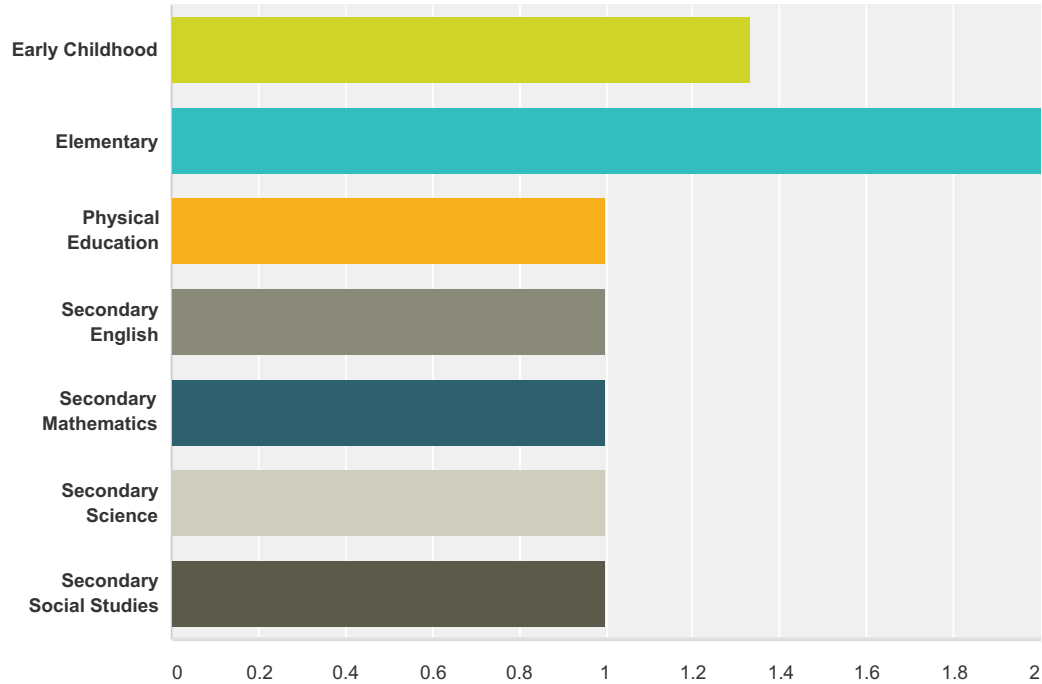
Answer Choices	Responses
Yes (Your responses should reflect your general impression of our graduates.)	100.00% 7
No	0.00% 0
Total	7

Q2 Approximately how many teachers have you hired in the last 3 years with an Eastern degree?

Answered: 7 Skipped: 0

Q3 Approximately how many Eastern teacher graduates have you hired in the last 3 years to work in the following fields?

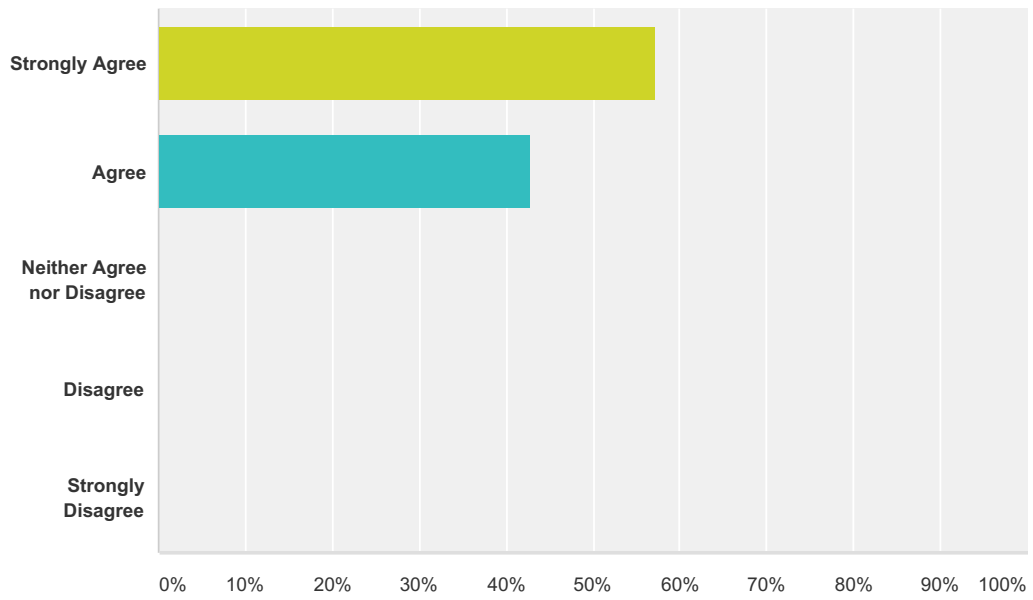
Answered: 7 Skipped: 0



Answer Choices	Average Number	Total Number	Responses
Early Childhood	1	4	3
Elementary	2	8	4
Physical Education	1	1	1
Secondary English	1	1	1
Secondary Mathematics	1	1	1
Secondary Science	1	2	2
Secondary Social Studies	1	2	2
Total Respondents: 7			

Q4 I would hire a graduate of Eastern's Education Program again.

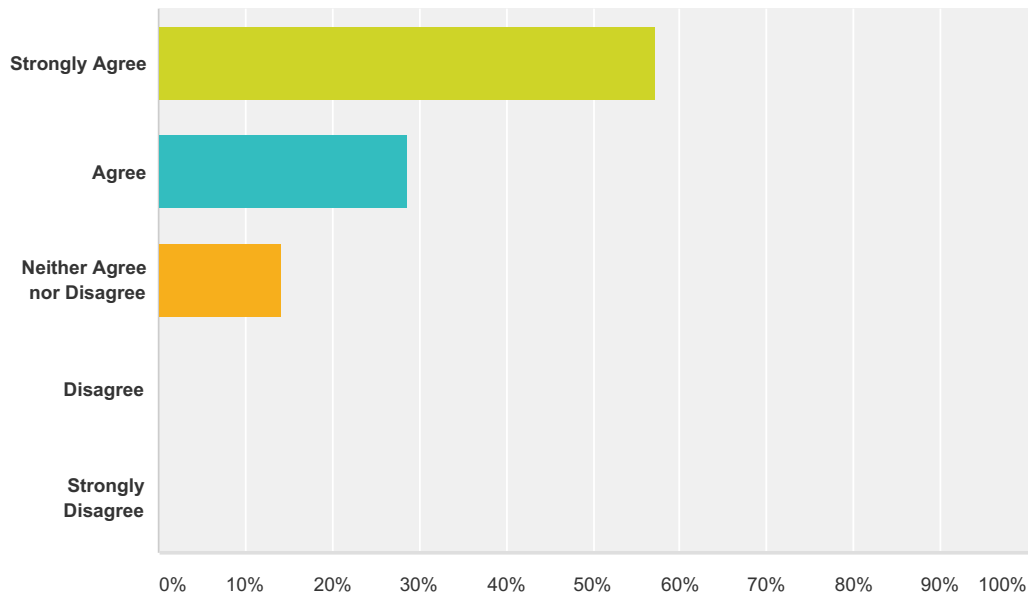
Answered: 7 Skipped: 0



Answer Choices	Responses	
Strongly Agree	57.14%	4
Agree	42.86%	3
Neither Agree nor Disagree	0.00%	0
Disagree	0.00%	0
Strongly Disagree	0.00%	0
Total		7

Q5 I am satisfied with the Eastern graduate(s) that I have hired.

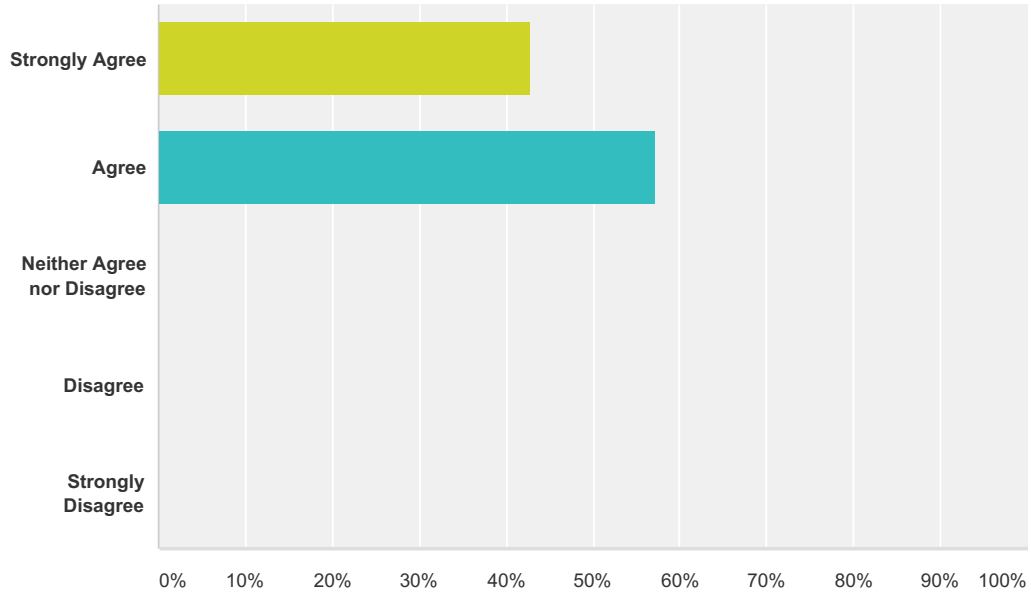
Answered: 7 Skipped: 0



Answer Choices	Responses	
Strongly Agree	57.14%	4
Agree	28.57%	2
Neither Agree nor Disagree	14.29%	1
Disagree	0.00%	0
Strongly Disagree	0.00%	0
Total		7

Q6 Overall, Eastern prepared my employee(s) to work in their certified field(s).

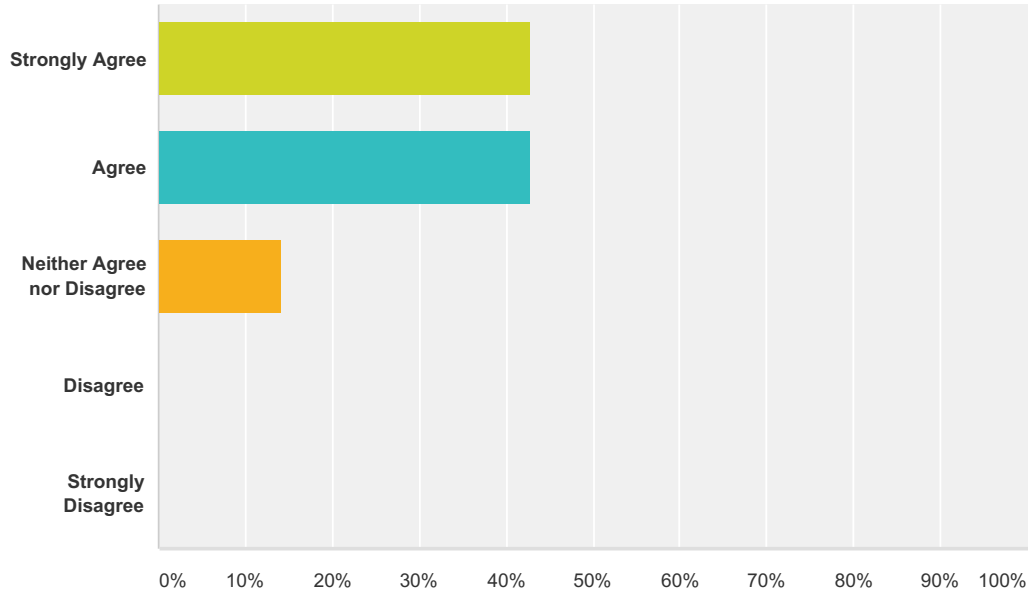
Answered: 7 Skipped: 0



Answer Choices	Responses	
Strongly Agree	42.86%	3
Agree	57.14%	4
Neither Agree nor Disagree	0.00%	0
Disagree	0.00%	0
Strongly Disagree	0.00%	0
Total		7

Q7 Graduates of Eastern have a positive impact on student learning and achievement.

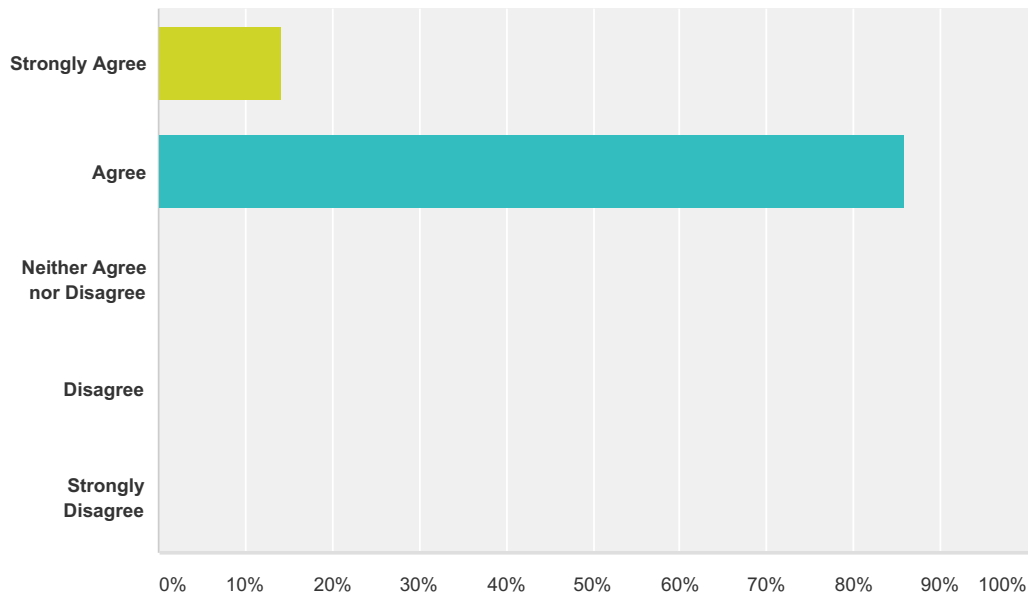
Answered: 7 Skipped: 0



Answer Choices	Responses	
Strongly Agree	42.86%	3
Agree	42.86%	3
Neither Agree nor Disagree	14.29%	1
Disagree	0.00%	0
Strongly Disagree	0.00%	0
Total		7

Q8 Graduates of Eastern communicate effectively, verbally and in writing.

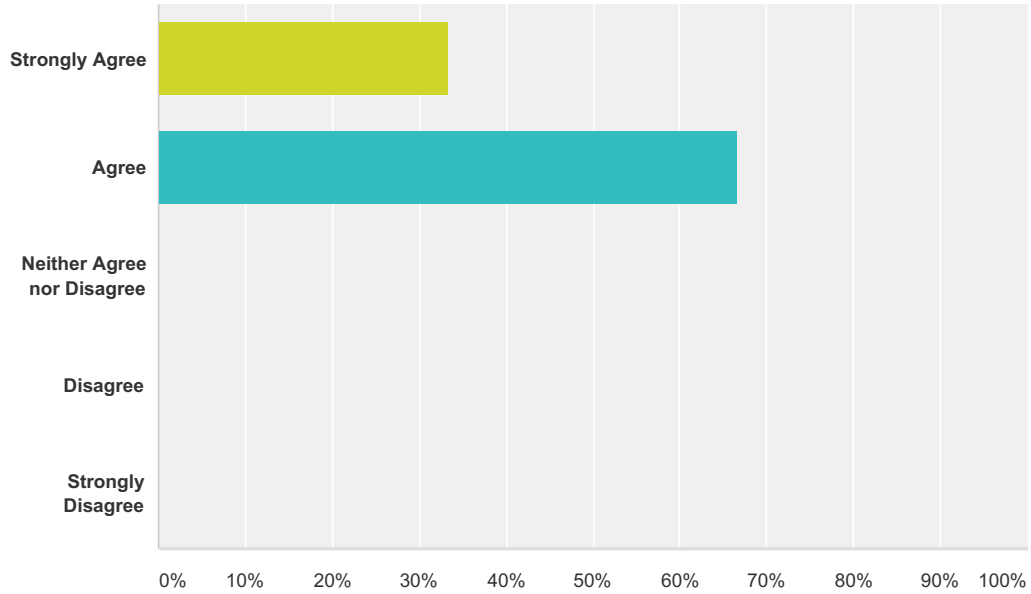
Answered: 7 Skipped: 0



Answer Choices	Responses	
Strongly Agree	14.29%	1
Agree	85.71%	6
Neither Agree nor Disagree	0.00%	0
Disagree	0.00%	0
Strongly Disagree	0.00%	0
Total		7

Q9 Graduates of Eastern utilize teaching strategies that address the Connecticut Learning Standards.

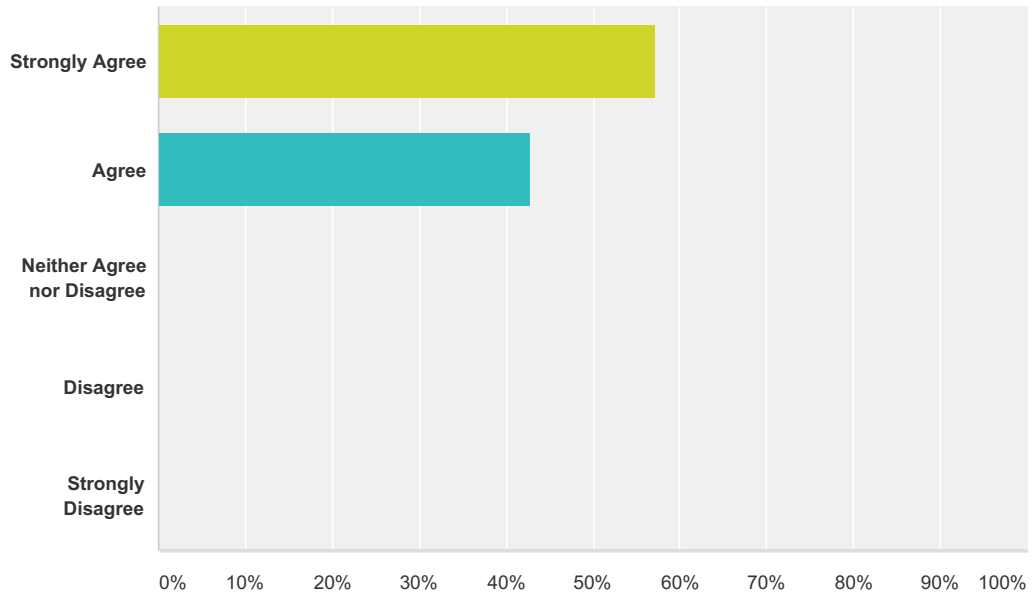
Answered: 6 Skipped: 1



Answer Choices	Responses	
Strongly Agree	33.33%	2
Agree	66.67%	4
Neither Agree nor Disagree	0.00%	0
Disagree	0.00%	0
Strongly Disagree	0.00%	0
Total		6

Q10 I would recommend graduates of Eastern to a colleague.

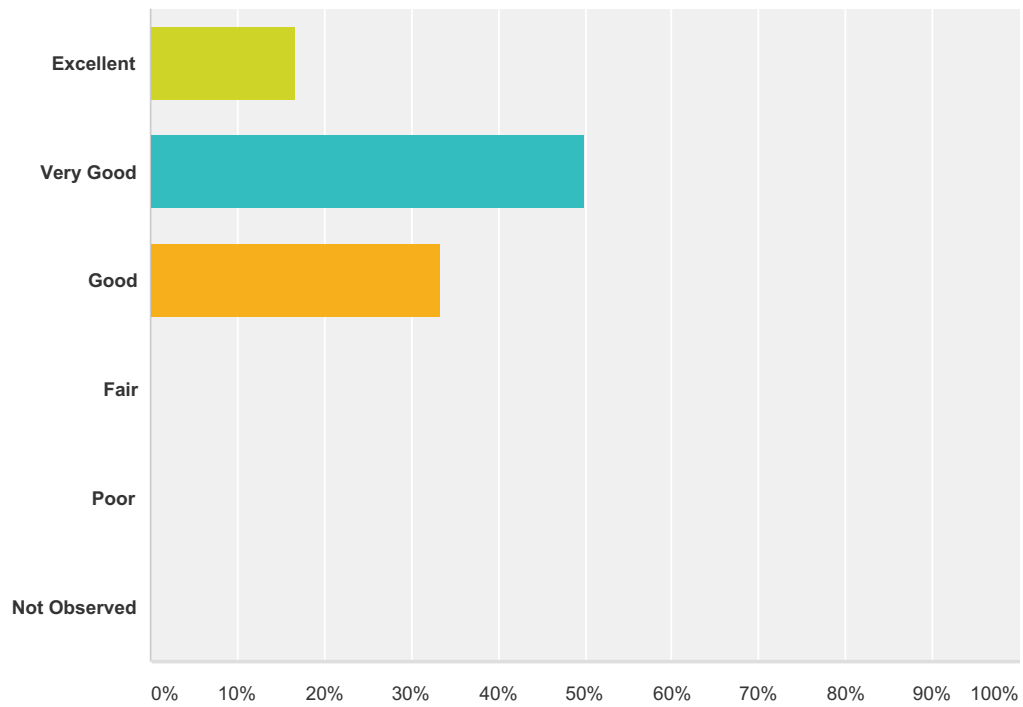
Answered: 7 Skipped: 0



Answer Choices	Responses	
Strongly Agree	57.14%	4
Agree	42.86%	3
Neither Agree nor Disagree	0.00%	0
Disagree	0.00%	0
Strongly Disagree	0.00%	0
Total		7

Q11 Eastern graduates support students' critical thinking and problem solving skills.

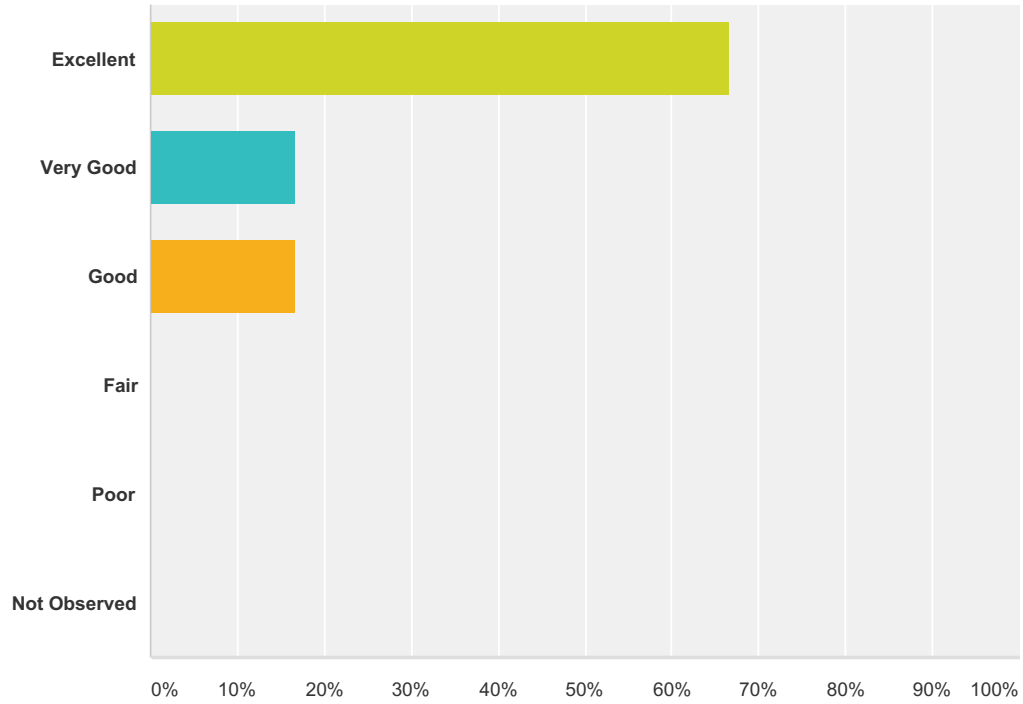
Answered: 6 Skipped: 1



Answer Choices	Responses	
Excellent	16.67%	1
Very Good	50.00%	3
Good	33.33%	2
Fair	0.00%	0
Poor	0.00%	0
Not Observed	0.00%	0
Total		6

Q12 Eastern graduates display sensitivity to diversity among students, families, and communities.

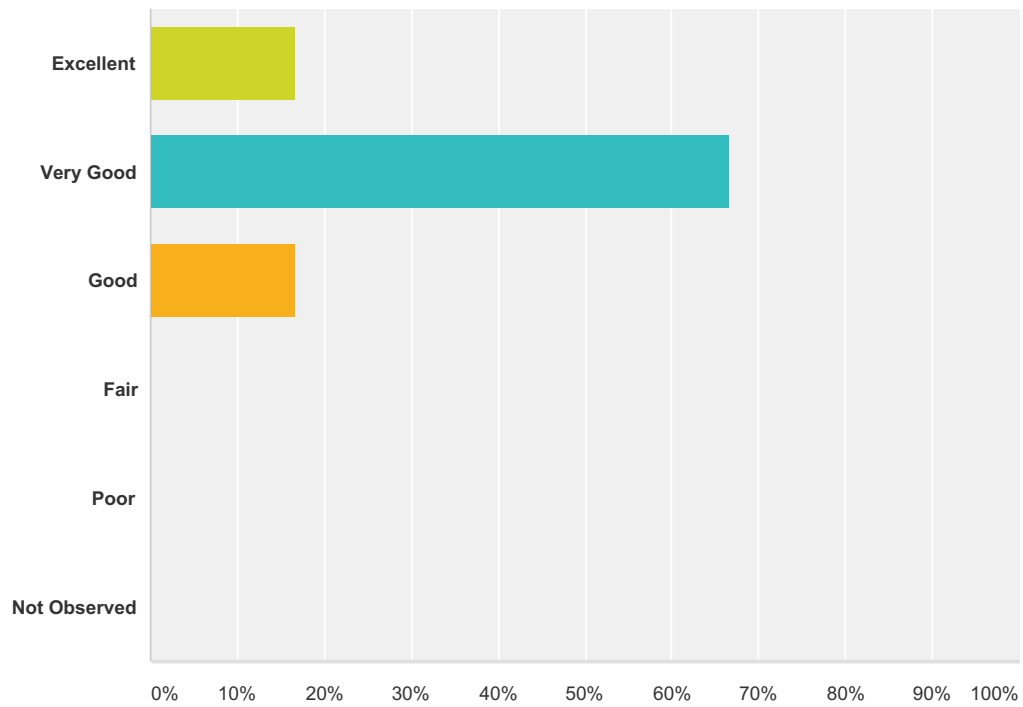
Answered: 6 Skipped: 1



Answer Choices	Responses	Count
Excellent	66.67%	4
Very Good	16.67%	1
Good	16.67%	1
Fair	0.00%	0
Poor	0.00%	0
Not Observed	0.00%	0
Total		6

Q13 Eastern graduates foster collaborative learning and self-efficacy among students.

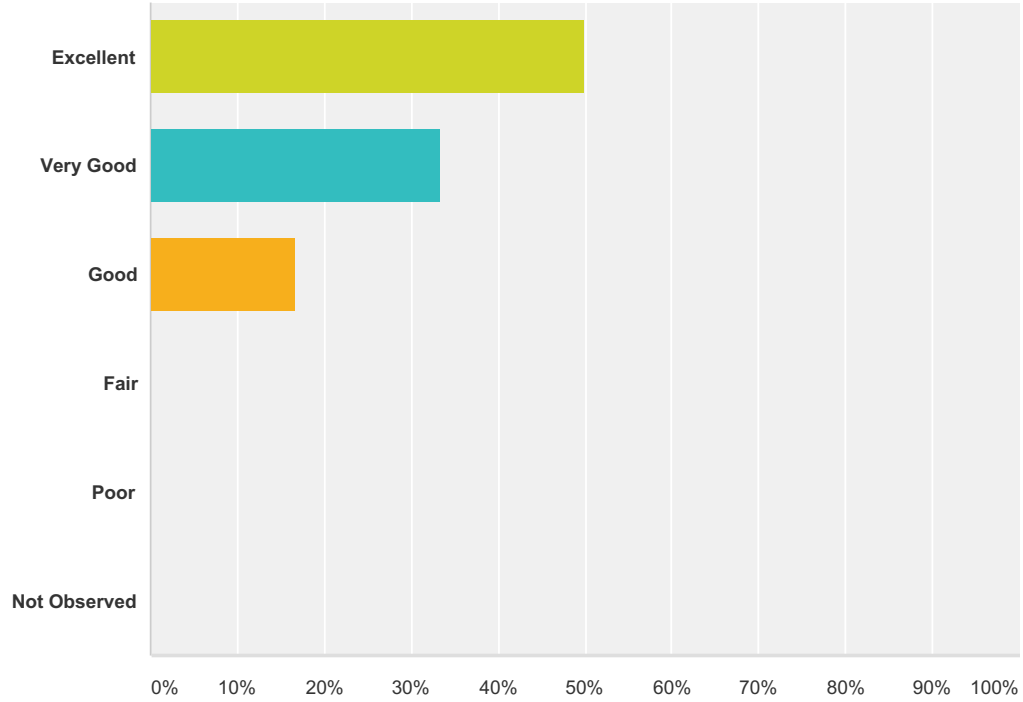
Answered: 6 Skipped: 1



Answer Choices	Responses
Excellent	16.67% 1
Very Good	66.67% 4
Good	16.67% 1
Fair	0.00% 0
Poor	0.00% 0
Not Observed	0.00% 0
Total	6

Q14 Eastern graduates seek to foster student-teacher and home-school relationships.

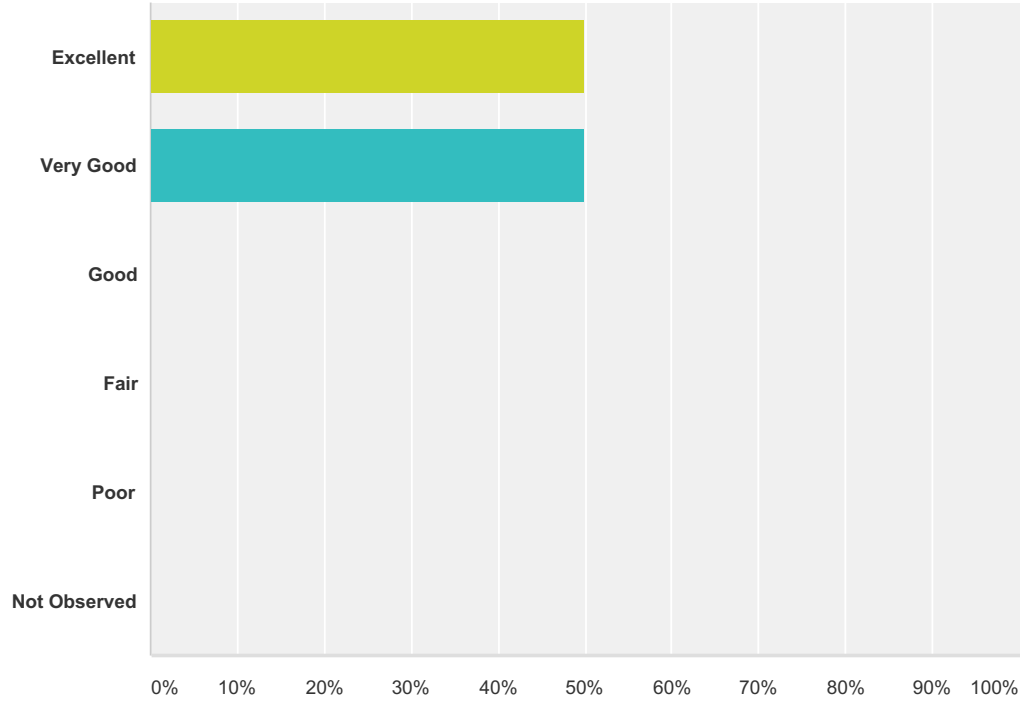
Answered: 6 Skipped: 1



Answer Choices	Responses
Excellent	50.00% 3
Very Good	33.33% 2
Good	16.67% 1
Fair	0.00% 0
Poor	0.00% 0
Not Observed	0.00% 0
Total	6

Q15 Eastern graduates use technological and other digital resources effectively during instruction.

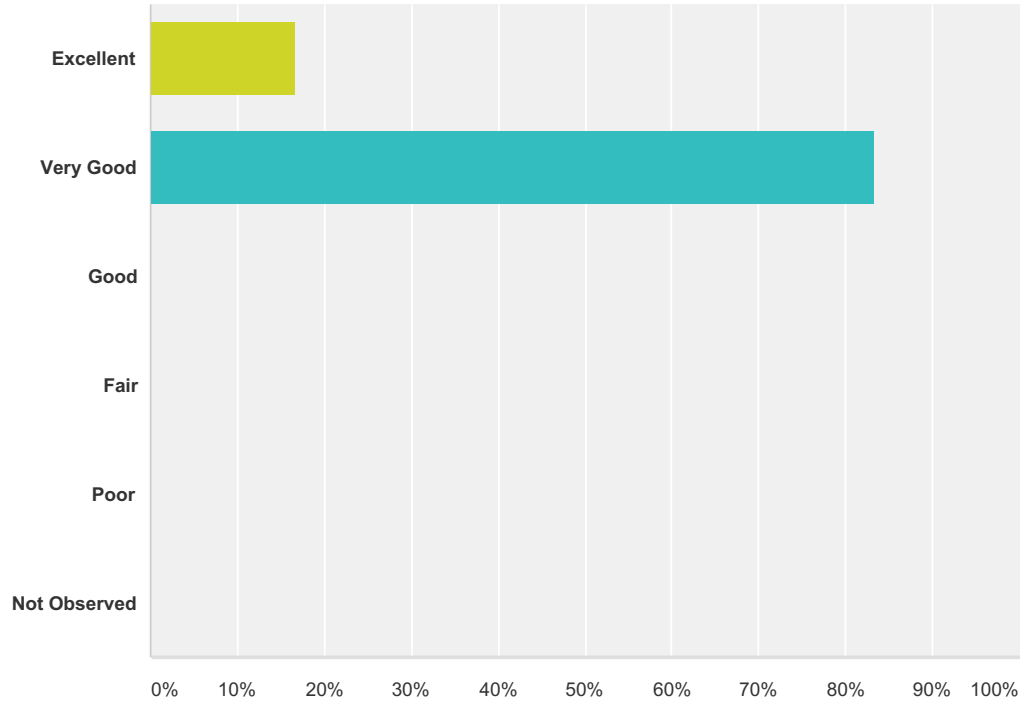
Answered: 6 Skipped: 1



Answer Choices	Responses	Count
Excellent	50.00%	3
Very Good	50.00%	3
Good	0.00%	0
Fair	0.00%	0
Poor	0.00%	0
Not Observed	0.00%	0
Total		6

Q16 Eastern graduates understand and utilize effective instructional practices that support the learning of all students (i.e., students with disabilities, giftedness, English language learners).

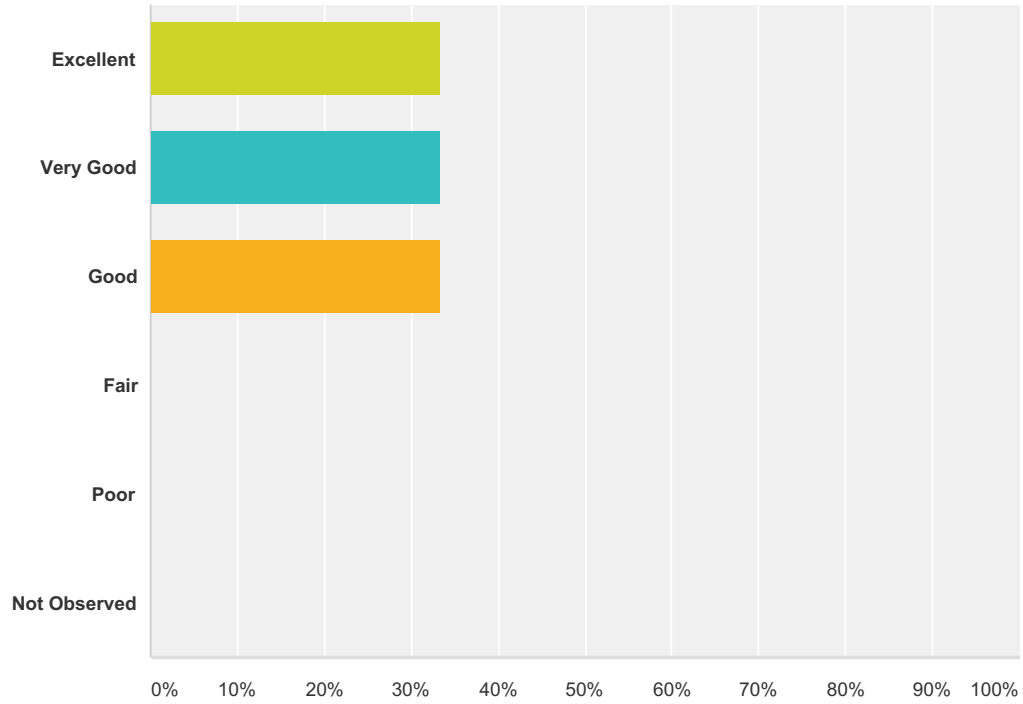
Answered: 6 Skipped: 1



Answer Choices	Responses
Excellent	16.67% 1
Very Good	83.33% 5
Good	0.00% 0
Fair	0.00% 0
Poor	0.00% 0
Not Observed	0.00% 0
Total	6

Q17 Eastern graduates actively seek out and participate in professional development opportunities.

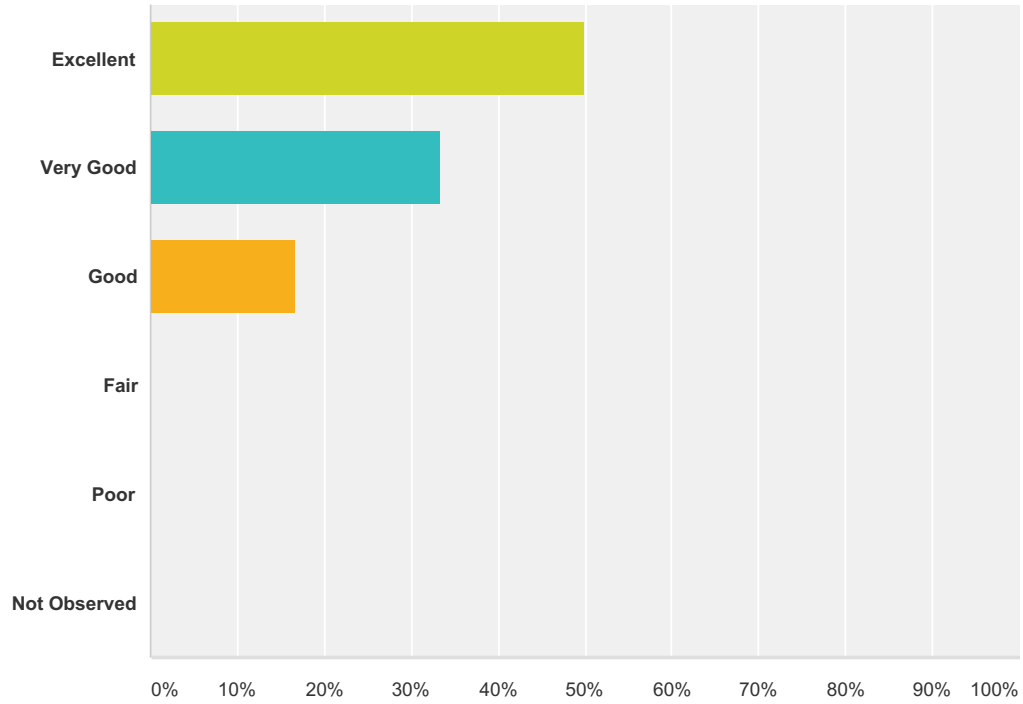
Answered: 6 Skipped: 1



Answer Choices	Responses	Count
Excellent	33.33%	2
Very Good	33.33%	2
Good	33.33%	2
Fair	0.00%	0
Poor	0.00%	0
Not Observed	0.00%	0
Total		6

Q18 Eastern graduates collaborate with peers, school personnel, and community members for school improvement.

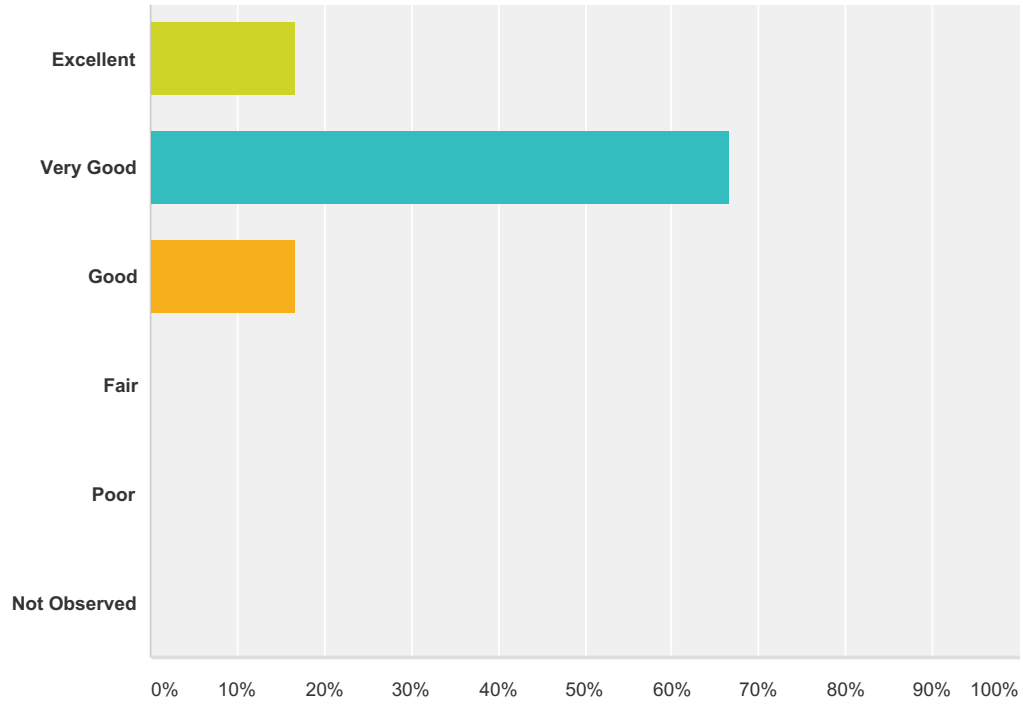
Answered: 6 Skipped: 1



Answer Choices	Responses
Excellent	50.00% 3
Very Good	33.33% 2
Good	16.67% 1
Fair	0.00% 0
Poor	0.00% 0
Not Observed	0.00% 0
Total	6

Q19 Eastern graduates understand and use a variety of assessment tools to plan and evaluate instruction.

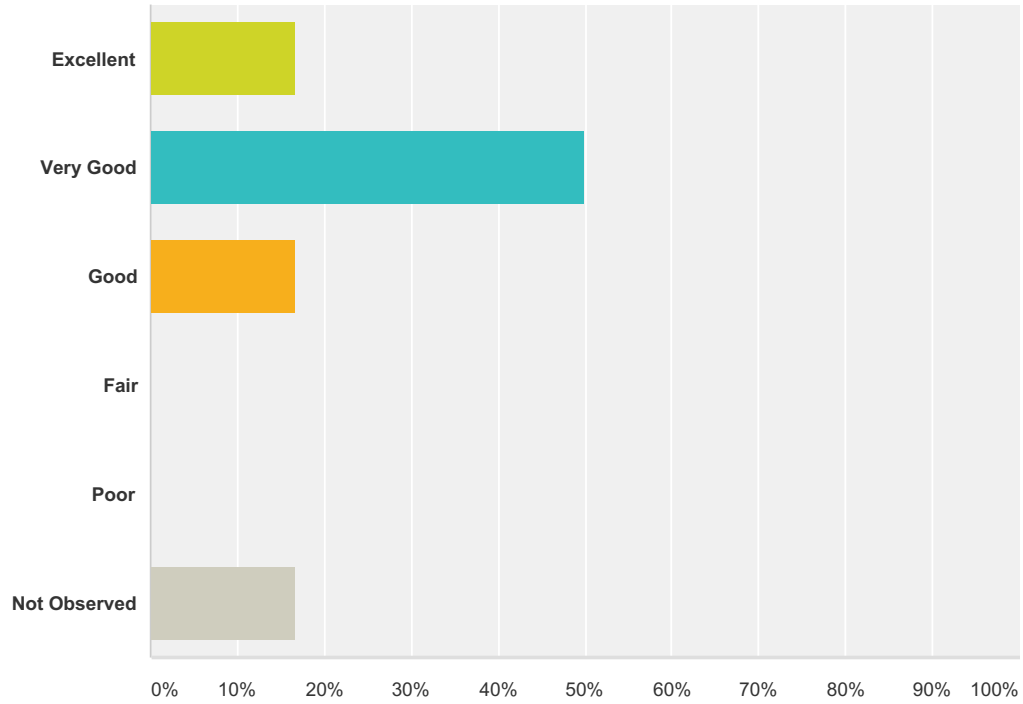
Answered: 6 Skipped: 1



Answer Choices	Responses
Excellent	16.67% 1
Very Good	66.67% 4
Good	16.67% 1
Fair	0.00% 0
Poor	0.00% 0
Not Observed	0.00% 0
Total	6

Q20 Eastern graduates seek leadership roles to advance the wellbeing of all learners.

Answered: 6 Skipped: 1



Answer Choices	Responses
Excellent	16.67% 1
Very Good	50.00% 3
Good	16.67% 1
Fair	0.00% 0
Poor	0.00% 0
Not Observed	16.67% 1
Total	6

**Q21 What do you consider to be the
greatest strength of the Eastern graduate(s)
you employ?**

Answered: 6 Skipped: 1

**Q22 In what ways might Eastern's
education program(s) better prepare
graduates as teachers entering the
profession?**

Answered: 5 Skipped: 2

Q23 In what ways might Eastern's education program(s) support the continued professional development of experienced teachers in your school?

Answered: 4 Skipped: 3

Q24 Contact Information

Answered: 4 Skipped: 3

Answer Choices	Responses
Name	100.00% 4
School	75.00% 3
School District	50.00% 2
Address 2	100.00% 4
City/Town	100.00% 4
State/Province	100.00% 4
ZIP/Postal Code	100.00% 4
Country	75.00% 3
Email Address	100.00% 4
Phone Number	75.00% 3