



# Firewatch Refresher

# Fire Watch

- Trained personnel
  - Only ones to perform fire watch
- Continuously monitor the affected area
- Ready to access a fire extinguisher
- Ability to notify emergency personnel
- Ensuring egress routes are not blocked



Click to watch video



**What could a  
fire watch have  
done?**



# NFPA

- 13.3.4.3.5
  - Where a required fire protection system is out of service for more than 4 hours in a 24 hour period, the owner shall arrange for one of the following:
    - Evacuate portion of the building
    - **An approved fire watch**
    - Establish temp water supply
    - Notification


# When is it necessary at ECSU?

- Concerts (fog machine)
- Faulty alarm system
- Faulty sprinkler system



# What are your responsibilities?

- Continuously monitor the affected area
- Ready to access a fire extinguisher
- Ability to notify emergency personnel
- Ensuring Egress routes are not blocked



## FIRE WATCH LOG

Name of Building:						
Date Started:			Time:			
Reason for Fire Watch:						
Insert Date/Time that the building was toured during the fire watch (building shall be toured every ½ hour)						
Date/Time	Date/Time	Date/Time	Date/Time	Date/Time	Date/Time	Date/Time
Comments on Fire Watch:						
Name of Fire watch:			Signature:			
Date ended:			Time ended:			
Reason fire watch ended:						
<b><i>Submit this form to Environmental Health and Safety , Eastern Hall, at the end of the fire watch . Any questions, call 55103</i></b>						

# Fire Watch Log

[Click here for pdf](#)

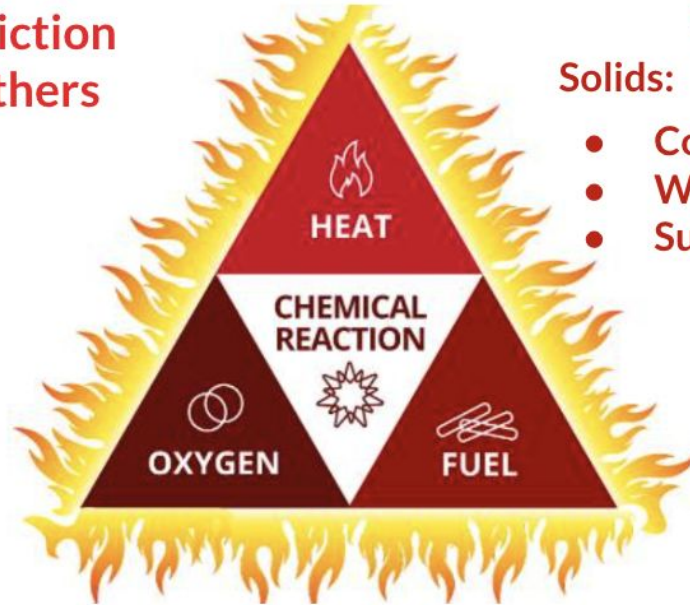
# Fire Triangle

## Heat Sources:

- Sun
- Hot surfaces
- Sparks
- Electrical energy
- Friction
- Others

## Oxygen Source:

- Normal air contains 21% O<sub>2</sub>
- Fuel may also contain oxygen



## Fuel Sources:

Can be a solid, liquid, or gas

### Solids:

- Coal
- Wood
- Sugar
- Paper
- Leather
- Plastic
- Grain

### Gases:

- Natural Gas
- Propane
- Hydrogen
- Carbon Monoxide

### Liquids:

- Gasoline
- Alcohol
- Paint
- Olive oil



# Types of Fires:

## Class A

- Wood
- Paper
- Cloth
- Trash
- Plastics











## Class B

- Oil
- Gas
- Grease  
flammable
- liquids

## Class C

- Electrical
- Energized  
electrical  
equipment

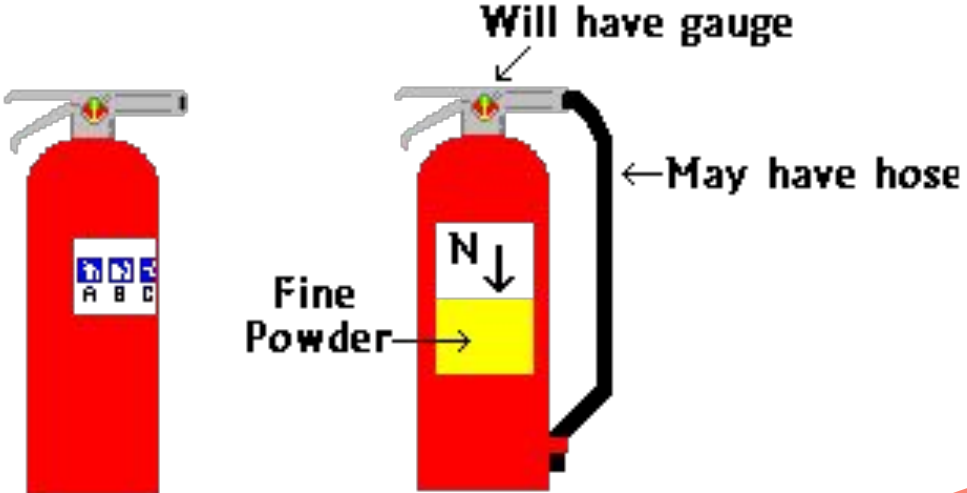
Symbols found on fire extinguishers & what they mean

					
	Water	Foam spray	ABC powder	Carbon dioxide	Wet chemical
Wood, paper & textiles 	✓	✓	✓	✗	✓
Flammable liquids 	✗	✓	✓	✓	✗
Flammable gases 	✗	✗	✓	✗	✗
Electrical contact 	✗	✗	✓	✓	✗
Cooking oils & fats 	✗	✗	✗	✗	✓

# Types of Fire Extinguishers:

Most fire extinguishers will have a label telling you what kind of fire the extinguisher is for

# Dry Chemical Extinguisher (ABC)



For class  
A, B, or C fires

# How to use a fire extinguisher:





**This will allow you to  
discharge the  
extinguisher**



**If you aim at the flames (which is frequently the temptation), the extinguishing agent will fly right through and do no good. You want to hit the fuel.**



**This depresses a button that releases the pressurized extinguishing agent in the extinguisher**



**Do this until the fire is completely out. Start using the extinguisher from a safe distance away, then move forward. Once the fire is out, keep an eye on the area in case it re-ignites.**



# Protocol for Residence Halls:

- Number of fire watch determined by size of building
- Patrol building
- Assist with posting of signage
- Make notification to occupants if required
- ECSU PD Central
- All notification made to ECSU PD
- Notification when on/off shift

## Located at Police Department:

- Fire Watch Kit
- Fire Watch Notebook
- Fob + Keys for buildings

# Fire Watch Kit

- Megaphone
- Air horn
- Batteries
- Headlamp
- Safety vest
- Radios
  - (police dispatch storage room)
  - 6 on charger



# Notice:

A fire watch has been posted in this building on (insert date) at (insert time)

- A fire watch has been instituted since the fire alarm system currently does not work within the building.
- In the event of an emergency, 911 should be called.
- The Willimantic Fire Department and Eastern Connecticut State University Police Department have been notified about the fire watch.
- Eastern Connecticut State University has trained fire watch personnel within the building and they will remain until the fire watch has been lifted.
- In the event of an emergency, the fire watch personnel will notify the occupants of this building via a megaphone/air horn.
- Cooking is NOT allowed until the fire watch has been lifted. During this time, Hurley Hall will provide food for the occupants of this building. Please contact your Hall Director for further instructions.
- As soon as the fire alarm system has been fixed, the occupants of this building will be notified.

If you have any questions, or require additional information, please contact the Eastern Connecticut State University Police Department.

**Click here to**  
**complete quiz**